



State Fire Commission

Annual Report 2006/07





Statement of Compliance

Honourable D Llewellyn MHA

Minister for Police and Emergency Management

Dear Minister

In accordance with Section 107(g) of the *Fire Service Act 1979*, we hereby submit for your information and presentation to Parliament the Report of the State Fire Commission for the year ending 30 June 2007.

The Report has been prepared in accordance with the provisions of the *Fire Service Act 1979*.

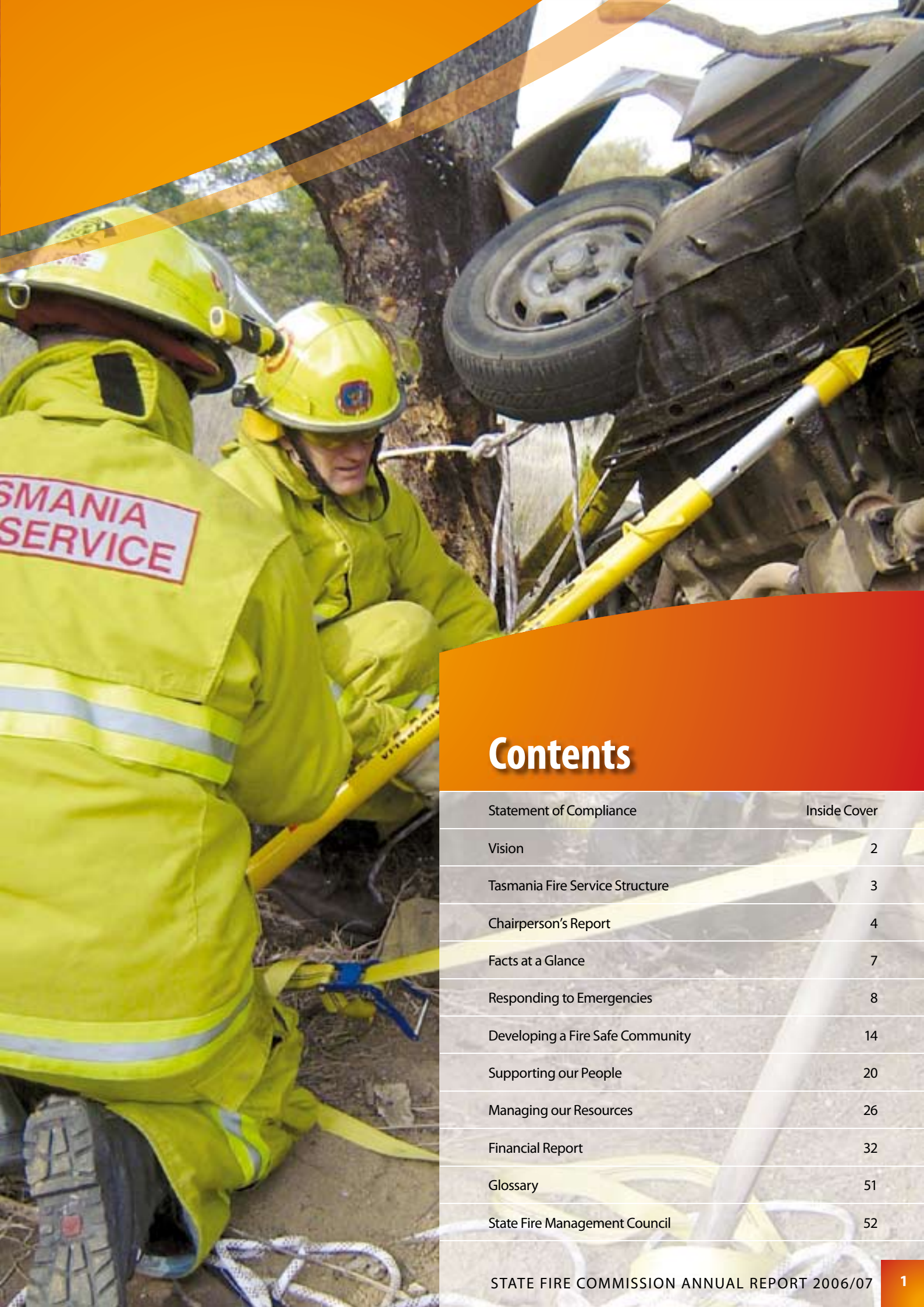
J B Gledhill BSc FIFireE AFSM

CHIEF OFFICER

J P Hyland

COMMISSION MEMBER

22 October 2007



Contents

Statement of Compliance	Inside Cover
Vision	2
Tasmania Fire Service Structure	3
Chairperson's Report	4
Facts at a Glance	7
Responding to Emergencies	8
Developing a Fire Safe Community	14
Supporting our People	20
Managing our Resources	26
Financial Report	32
Glossary	51
State Fire Management Council	52



Tasmania Fire Service Vision



**Our vision is
a Tasmanian
community
safe from the
impact of fire
and other
emergencies**

PROFILE

Tasmanian firefighters have served the Tasmanian community since the early 1800s and have had a legislated responsibility since 1883. The current Tasmania Fire Service (TFS) is established by the *Fire Service Act 1979*.

Today TFS is an innovative and efficient statewide service that takes pride in its long history and strives for continuous improvement. TFS provides its services from 233 brigades throughout Tasmania. These services include rapid and effective response to fires and emergencies including rescue and hazardous materials, as well as fire prevention and fire safety education.

Our 5,355 volunteers and career staff work together as an integrated team committed to achieving our strategic goals for a safe Tasmania.

OUR ROLE

The role of the State Fire Commission (SFC) is to protect life, property and the environment from the impact of fire and other emergencies.

The Commission delivers all of its services through its operational arm, TFS. We measure our success by:

- Comparing performance with industry benchmarks
- Achieving our periodic goals and objectives
- Maintaining financial strength and viability.

OUR GUIDING PRINCIPLES

In carrying out this role we will demonstrate a commitment to the following key principles:

- Operate in a consistent and fair manner
- Keep in touch with stakeholder expectations
- Provide development opportunities for all members
- Display strength and unity in membership.

MAJOR GOALS AND EXPECTED OUTCOMES

GOAL: Delivery of an effective and efficient fire service

OUTCOME: A rapid response to fires and other emergencies that minimises the social, economic and environmental cost to the community.

GOAL: Promotion, coordination and delivery of effective fire prevention and safety education and training to the community

OUTCOME: Fewer unwanted fires in a community that is willing and able to respond appropriately when threatened by fire.

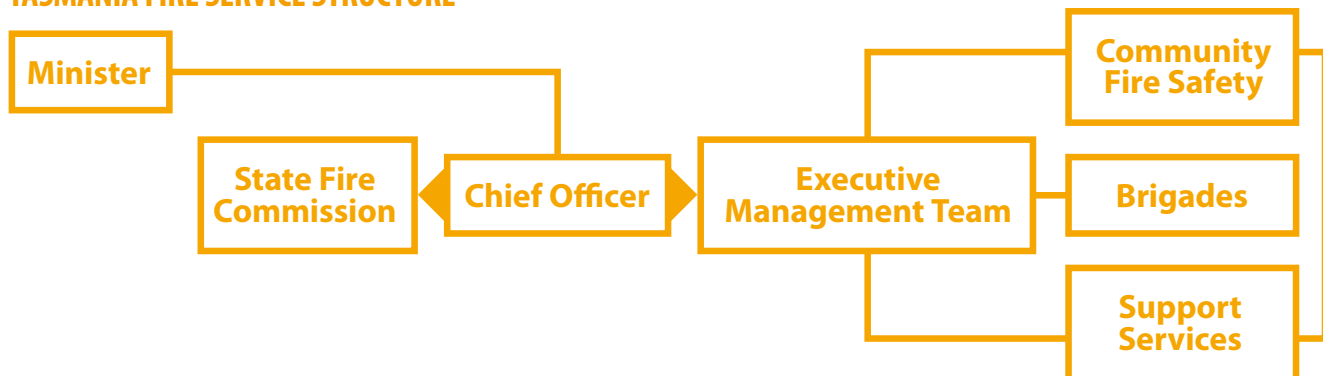
GOAL: Supporting our people

OUTCOME: An increase in skill levels, job satisfaction, workplace safety, reduced absenteeism together with a fair harassment-free workplace.

GOAL: Managing our resources

OUTCOME: The provision of adequate and sustainable resources to enable the Commission to discharge its duties under the *Fire Service Act 1979*.

TASMANIA FIRE SERVICE STRUCTURE





State Fire Commission Chairperson's Report 2006/07



In February 2007, Tasmania commemorated the 40 year anniversary of the Black Tuesday fire disaster that razed a large area of Southern Tasmania in February 1967. Forty years later most parts of Tasmania experienced severe bushfire conditions in what was arguably the most difficult and damaging season since 1967. The contrast between 1967 and 2007 in terms of death, injury and damage

was huge. The overwhelming community response to *Black Tuesday* was the desire to rebuild and learn from the experience so that it would never be repeated. Since 1967 the capability of both TFS and the Tasmanian community to minimise the chance of a repeat has steadily grown. The contrasting outcomes of then and now clearly illustrate that the Tasmanian community has learned well.

In 2006, following a dry autumn and winter the eastern part of the State faced one of the earliest onsets of bushfire risk. September produced a large increase (over the September average) in bushfire calls attended by brigades. The bushfire season began spectacularly in early October when both western and eastern suburbs on the city fringe of Hobart experienced severe fires. They burned in extreme weather conditions never before experienced at that time of the year and as extreme as those that fuelled the 1967 disaster. TFS and the affected residents performed exceptionally well and losses were negligible.

As the State dried from east to west over the summer, significant fires occurred right across the State including major fires on Cape Barren and King Island. One of the most significant fires occurred in December starting at St Marys and ending up on the coast at Scamander and Four Mile Creek where 26 houses were lost. While this was, regrettably, a large loss, it was relatively small in relation to the potential for damage during that fire and many others over the fire season.

In 1998 TFS adopted a new strategy position advocating that people who are appropriately prepared for bushfires should be encouraged to stay and defend their properties rather than evacuate late. During severe bushfire events TFS firefighters are not always able to protect every property, particularly when many come under simultaneous attack. On a number of occasions this fire season, prepared residents demonstrated that they were able to make a significant difference to the protection of themselves and their houses. The strategy is now the basis of a

national position adopted by all Australian fire agencies. Recent research by the Bushfire Co-operative Research Centre (CRC) supports the efficiency of the strategy.

As a way of getting the message out and widely understood, TFS developed and produced an instructional video for home owners living in areas at risk from bushfires. The video covers home and personal preparations through to what to do and how to act during a bushfire attack. In November 2006 approximately 40,000 DVD's were mailed out to homes in at risk areas across the State. The feedback has been overwhelmingly positive and evaluation research found that the DVD directly helped prepare and educate many people at risk and in some instances may have contributed to relatively low property losses. TFS will continue to build on the success and continue encouraging more Tasmanians to embrace the strategy of "prepare, stay and defend or leave early".

Despite the high level of operational activity there was a fall in repairs and maintenance costs relating to firefighting appliances. The reduction in costs is attributable to the steadily improving firefighting appliance fleet and so is expected to continue as the fleet replacement program continues. Overall the Commission endured a financially challenging year primarily caused by revenue receipts from the insurance fire levy falling behind that budgeted. Insurance fire levy revenue ended the year \$1.7 million below budget. With no indication of an increase in insurance levy revenue next year, the Commission was reluctantly forced to seek an increase of 10% in the Fire Service contribution collected by Councils from ratepayers next financial year (2007/08). This increase will offset the lower insurance revenue and enable the Commission to meet its future operating costs.

Responsibility for road accident rescue (RAR) in metropolitan areas of the State transferred from the Tasmanian Ambulance Service (TAS) to TFS on 1 December 2006. This transition followed a rapid training program undertaken by most career firefighters. The new role has been well taken up by firefighters and is being undertaken within existing staffing numbers, easily fitting within the existing firefighter role and using complementary skills and equipment. I congratulate all involved for the smooth professional transition.

I wish to acknowledge my Commission member colleagues for their commitment to the governance and strategic direction of TFS through the Commission. The Commission was saddened by the sudden passing of serving Commission member Christopher Deegan AFSM in February 2007. I take this opportunity to recognise Chris's valued input into the Commission and his service to TFS over a period of 30 years.

State Fire Commission Members



John Gledhill BSc FIFireE AFSM

Chairperson of the State Fire Commission and TFS Chief Officer. Former Deputy Chief Officer and Regional Officer of TFS with 33 years experience. A member of the State Fire Management Council, Director on the Board of the National Aerial Firefighting Centre and Director on the Bushfire CRC Governing Board.



Richard Bowden

Local Government Association of Tasmania representative on the State Fire Commission since June 1993. Former Warden of the Bothwell Municipality and currently Deputy Warden of the Central Highlands Council. Member of the Forestry Committee for the Tasmanian Farmers and Graziers Association since its inception.



Bruce Corbett AFSM

Tasmanian Retained Firefighters Association representative on the State Fire Commission since November 2006. Commenced with the Wynyard Brigade in 1977 and has held various positions including that of Brigade Chief of the Wynyard Brigade. Awarded life membership in December 1997.



Chris Deegan AFSM

Tasmanian Volunteer Fire Brigades Association representative on the State Fire Commission since October 2002 until his sudden passing in February 2007. Mr Deegan was a Volunteer Firefighter from 1969, a current member of the Triabunna Brigade and former Group Officer of the Spring Bay Group of Brigades.



Leon Dewhurst AFSM

United Firefighters Union (UFU) Tasmania Branch representative on the State Fire Commission since June 1993. Career fire officer with 31 years experience with the Hobart Brigade. Past President of the UFU.



Jane Hyland

Department of Treasury and Finance representative on the State Fire Commission since January 2007. Ms Hyland is currently Director, Office of the Tasmanian Energy Regulator.



John LeFevre

Local Government Association of Tasmania representative on the State Fire Commission since July 2006. Currently a Councillor with the Break O'Day Council. Mr LeFevre has been a volunteer firefighter for over thirty years and a volunteer ambulance officer for over twenty years.

I congratulate Director, Community Fire Safety, Damien Killalea, Second Officer, Zeehan Brigade, Shirley Garwood and Second Officer, Port Sorell Brigade, David Stott who were awarded the Australian Fire Service Medal for distinguished service. They and the other 5,355 men and women of TFS help protect Tasmania from fire and other hazards, throughout the year. This year, especially during the extended and severe bushfire season, they once again, demonstrated their expertise and commitment to protecting Tasmanians, their property and our environment. TFS is an outstanding fire service thanks to the outstanding dedication and work of its people.

John Gledhill
Chairperson

Members Retired (2005/06)



Marie Gill M Dipl Trade LLB Grad Dip Crim

Previously the Local Government Association of Tasmania representative on the State Fire Commission from March 2003 until July 2006.



Wendy Sawford BEc

Previously the Department of Treasury and Finance representative on the State Fire Commission from June 2001 until August 2006.



James Smith AFSM OAM JP

Previously the Tasmanian Retained Firefighters Association representative on the State Fire Commission from May 2003 until November 2006.



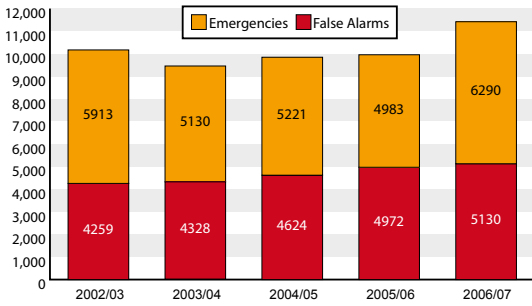
Tasmania Fire Service Performance

Key Performance Targets

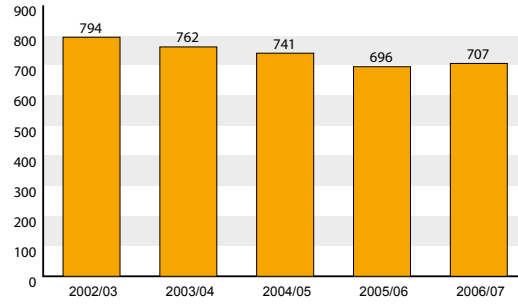
Performance Targets	2005/06 Actual	2006/07 Target	2006/07 Actual	2007/08 Target	2008/09 Target
OPERATIONAL					
Number of incidents	10,183		11,731		
Number of fires	3,781		4,577		
Number of preventable house fires per 100,000 households	202	<170	194	<185	<175
Number of false alarms	4,972	<3,700	5,130	<3,700	<4,500
Percentage of fires of undetermined cause	20%	<15%	18%	<15%	<15%
Percentage of fires in structures confined to room of origin	76%	>80%	76%	>80%	>80%
FINANCIAL					
Operating surplus after abnormal items	\$2.1M	\$0.6M	(\$1.2M)	(\$0.1M)	\$0.0M
Return on assets	2.9%	0.4%	(0.9%)	0.4%	(0.1%)
Return on equity	3.1%	(0.1%)	(1.6%)	(0.1%)	(0.7%)
Debt to equity	6.7%	6.6%	6.4%	6.6%	6.7%
Current ratio	53.8%	118.9%	43.2%	45.6%	42.3%
HUMAN RESOURCES					
Staff turnover	4.2%	<6.0%	4.2%	<6.0%	<6.0%
Average sick days per employee	4.3	<4.8	4.8	<4.7	<4.6
Workers compensation claims	45	<76	69	<74	<72

Facts At A Glance

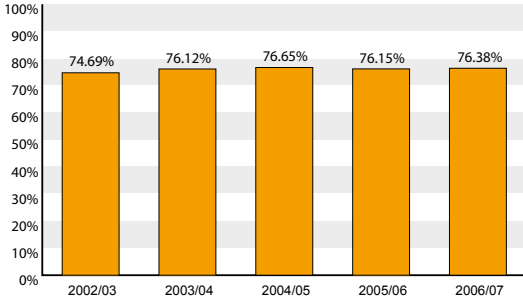
Number of Incidents 2002/03 - 2006/07



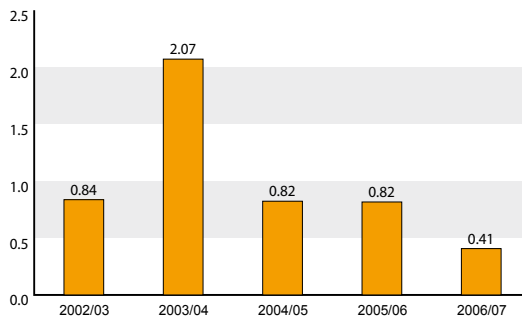
Total Structure Fires 2002/03 - 2006/07



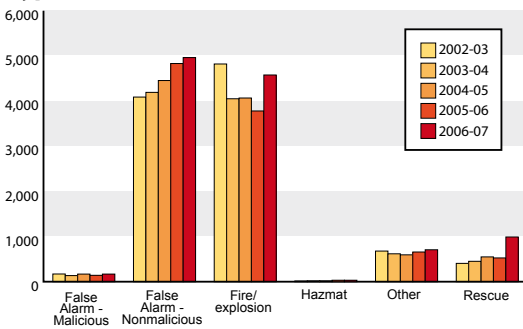
Structure Fires Confined to the Room of Origin 2002/03 - 2006/07



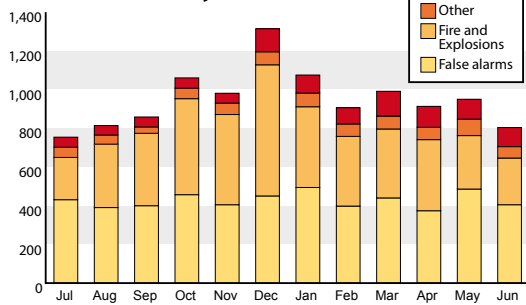
Fire fatalities per 100,000 people 2002/03 - 2006/07



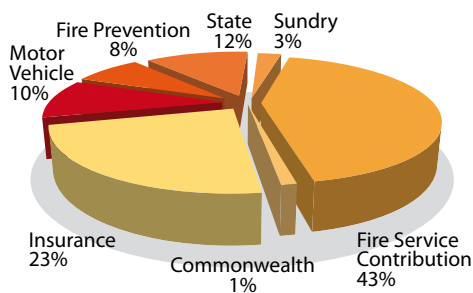
Type of Incidents Attended 2002/03 - 2006/07



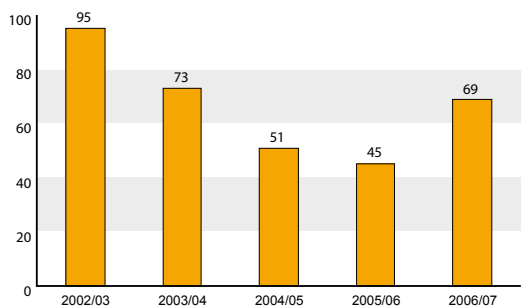
Total Incidents by Month 2006/07



Revenue 2006/07 (\$56.5 Million)



Workers Compensation Claims 2002/03 - 2006/07



Responding to Emergencies

GOAL STATEMENT

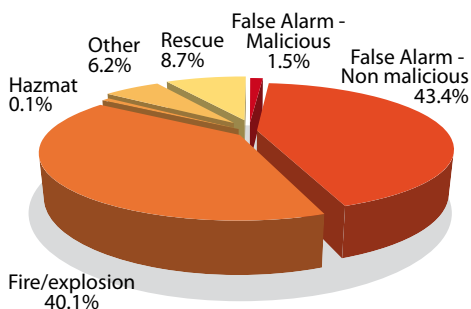
To respond to fire and other emergencies in the most efficient and effective manner.

OBJECTIVES:

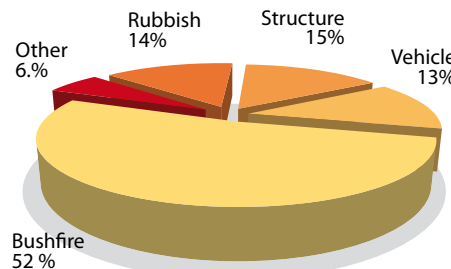
1. To ensure that the closest and most appropriately resourced brigade arrives at an incident in the shortest possible response time
2. Ensure the capacity of brigades to appropriately manage the risks associated with their respective response area
3. To foster the establishment and maintenance of emergency management arrangements between TFS, other organisations and the community

BRIGADE ACTIVITY

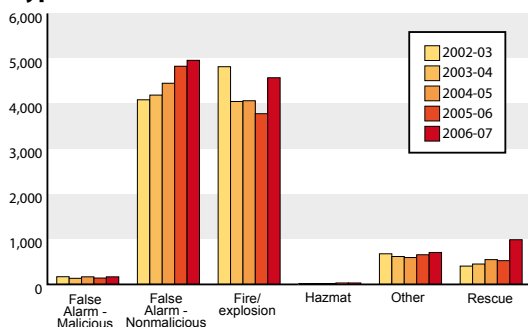
Type of Incidents Attended 2006/07



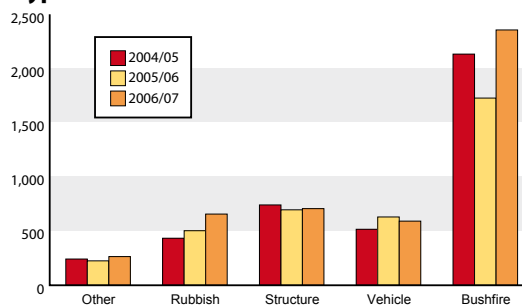
Type of Fires Attended 2006/07



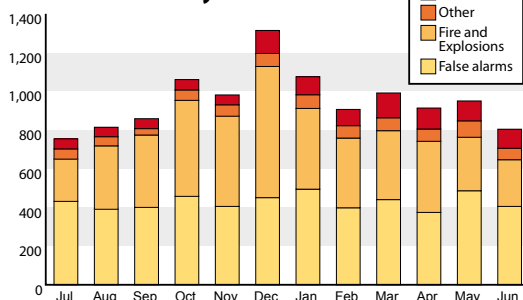
Type of Incidents Attended 2002/03 - 2006/07



Type of Fires Attended 2004/05 - 2006/07



Total Incidents by Month 2006/07



OBJECTIVE 1

To ensure that the closest and most appropriately resourced brigade arrives at an incident in the shortest possible response time

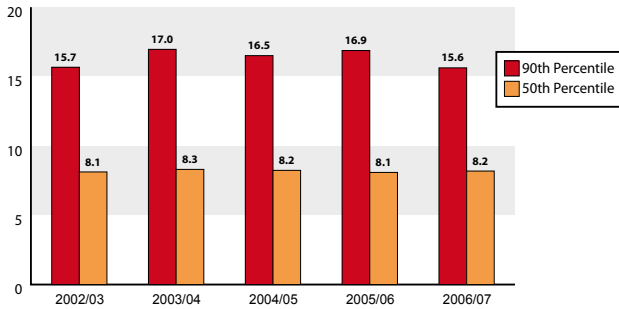
RESPONSE TIMES

Monitoring of response times and some adjustments of response protocols has occurred to ensure the best equipped and most readily available brigade is always responded. The "Emergency Response Reference Group" consisting of representatives from Volunteer Associations, the United Firefighters Union and TFS operational officers continues to consider various response arrangements to maximise efficiency and effectiveness. Reporting by career brigades on agreed benchmarks for mobilisation has enabled deficiencies to be identified and rectified, resulting in improved mobilisation times.

Strategies like 'hot day response' where a minimum of two brigades respond to bushfires during periods of high fire danger, and early deployment of helicopters for reconnaissance have been effective in facilitating fast containment and extinguishment of fires in their initial stages. The establishment of predetermined Strike Teams and IMTs that are available to be rapidly mobilised at short notice on days of high fire danger has improved the effectiveness of initial attack and incident management at critical times.

The fire appliance build program is greatly assisting in improving the number of fit for purpose fire appliances across the state. These fire appliances are strategically placed to manage the risks within a brigade area. Thereby improving the reliability and effectiveness of response to even the most remote areas.

Response Times (Structure fires)

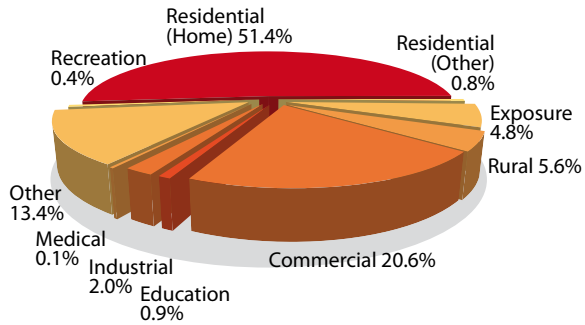


Note: Indicated response times are inclusive of all call handling, brigade mobilisation and vehicle travel times to all structure fires statewide.

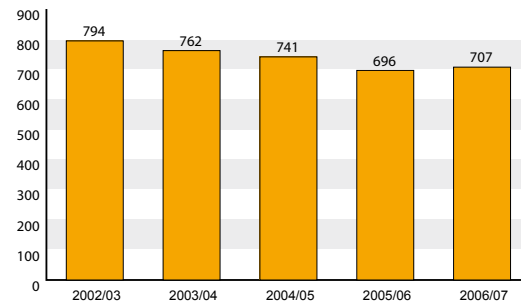
PROPERTY FIRES

The total number of structure fires over the last financial year rose marginally from 696 in 2005/06 to 707 in 2006/07 within these the number of residential fires increased from 420 in 2005/06 to 431 in 2006/07. The total value of property loss from fire in 2006/07 was approximately \$28.6 million, a 23% reduction from the previous year, largely attributed to lower industrial losses for the year.

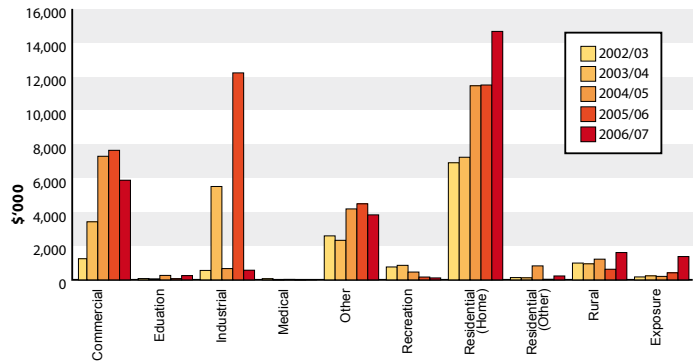
Dollar Loss by Property Type 2006/07



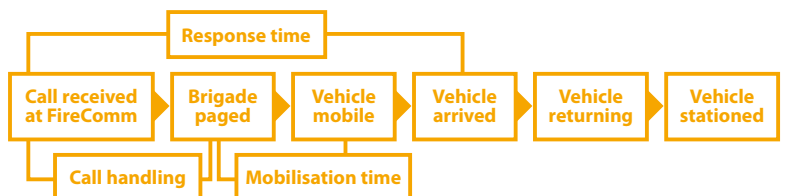
Total Structure Fires 2002/03 - 2006/07



Dollar Loss by Property Type 2002/03 - 2006/07



Note: The structure property loss due to bushfires is not captured through the current data analysis process.

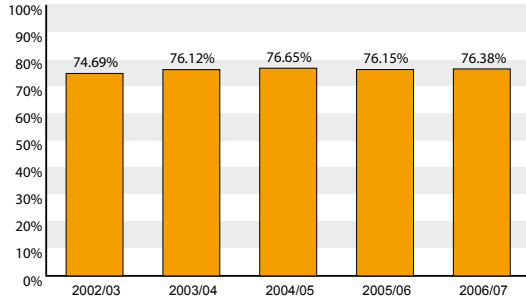


Responding to Emergencies

EXTENT OF DAMAGE

Confining a fire in a building to the room of its origin is a primary objective for responding brigades. The proportion of all structure fires that are confined to the room of origin provides a measure of brigade effectiveness. Fire spread before brigade intervention is influenced by many factors including burning time before detection and response/travel time to the fire. Early detection by smoke alarms greatly assists in rapid brigade intervention as well as their primary role of providing early warning to residents.

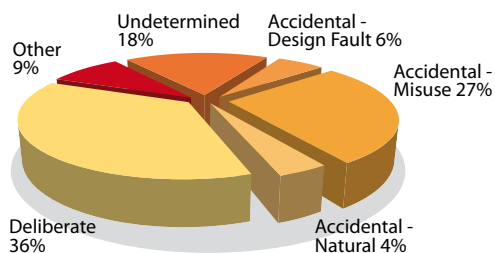
Structure Fires Confined to the Room of Origin 2002/03 - 2006/07



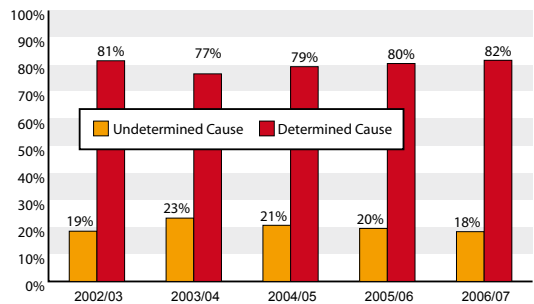
FIRE CAUSE

TFS aims to determine the cause of every fire. Where possible a cause is established by the attending brigade. Where a cause is not able to be determined easily it is usually passed to one of the two TFS full-time Fire Investigation Officers. Fires determined to be of deliberate origin are passed to Tasmania Police to identify those responsible. In such cases there is close collaboration between TFS and Tasmania Police. The improving trend continued with a small increase in the number of cause determined fires.

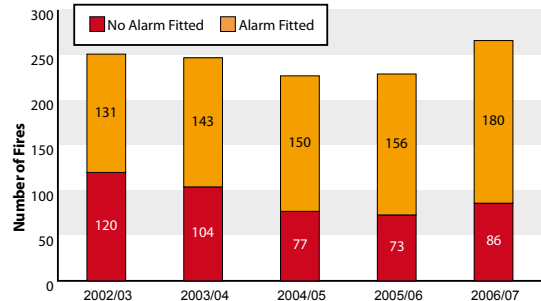
Causes of Fires Attended 2006/07



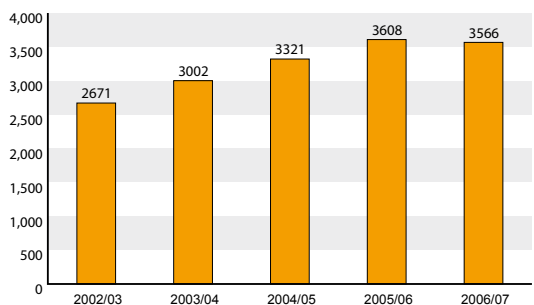
Determination of Fire Cause 2002/03 - 2006/07



Domestic Property Fires - Smoke alarm installed



False alarms (Direct Brigade Alarms) 2002/03 - 2006/07



The increasing trend of non malicious alarm calls is of concern and difficult to explain. TFS has established an 'alarms working group' to develop strategies to try to reduce false alarms particularly from alarmed buildings.

FIRECOMM

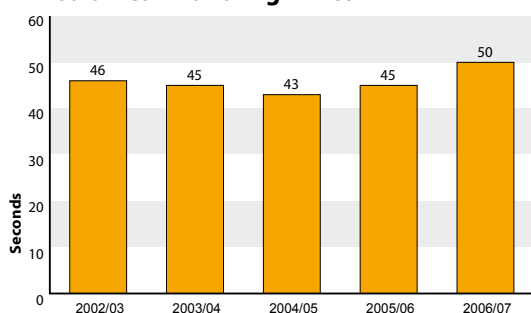
FireComm receives emergency calls and dispatches brigades and resources to emergency incidents and then monitors and records incident information until the incident concludes. FireComm also receives and records all bushfires on land managed by Forestry Tasmania and Parks & Wildlife Service as well as managing the dispatch of State Emergency Service (SES) units to RAR and motor vehicle accidents (MVA) incidents.

A total of 11,820 emergency incidents were handled by FireComm in the 2006/07 reporting period. These were made up of 11,731 incidents managed and resourced by TFS, 84 bushfire incidents the responsibility of Forestry Tasmania and Parks & Wildlife Service and 5 MVA incidents of SES responsibility. New RAR arrangements now provide FireComm ability to dispatch SES to RAR incidents in their response areas of the State.

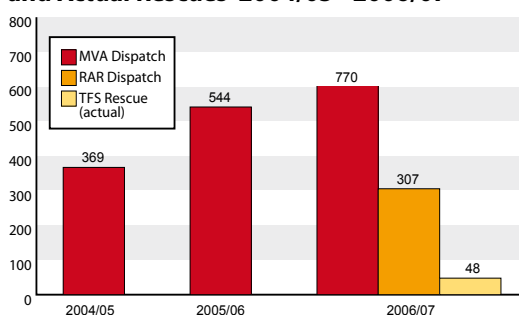
TFS continues to support software upgrading to FireComm's computer aided dispatch system. New technologies are explored to assist with the rapid location of fires and the dispatch of the appropriate brigades. Improvements provide efficiencies in call handling, dispatch, incident resourcing and incident management.

The median call handling time for the reporting period is 50 seconds, the benchmark for call handling is 105 seconds. The 5 second increase in call handling time from 2005/06 is attributed to the increased activity of the extended fire season and the employment of three new staff during that period.

Median Call Handling Times



TFS MVA & RAR Dispatches and Actual Rescues 2004/05 - 2006/07



* Note TFS response for RAR commenced 1 December 2006.

OBJECTIVE 2

Ensure the capacity of brigades to appropriately manage the risks associated with their respective response area

A renewed focus on officer training and development is expected to improve the capacity of brigades to manage and develop their members. Firefighters trained and skilled in the appropriate areas are able to respond to incidents in a safe and effective manner and appliances are matched to the risks likely to be encountered in brigade response areas.

TFS and land management agencies are utilising the Bushfire Mitigation Program funding for the establishment and maintenance of fire trails for access for both firefighting and fuel management. Brigades are encouraged to undertake pre-incident planning to identify risks within their area and make plans to manage those risks.

OBJECTIVE 3

To foster the establishment and maintenance of emergency management arrangements between TFS, other organisations and the community

A number of cooperative bushfire operations involving TFS with support from private timber/forest companies during the fire season led to the development of cooperative arrangements between them and TFS.

The longstanding inter-agency cooperation between TFS, Parks & Wildlife Service and Forestry Tasmania has been enhanced through collaborative training and joint fuel reduction programs.

Multi-agency collaboration has been enhanced through counter terrorism training and joint exercises such as 'Southern Impact' and 'Regional Skies' which focused on response, consequence management and recovery. These exercises specifically tested capability and interoperability for chemical, biological and radiological (CBR) and urban search and rescue (USAR) incidents. These learnings formed a significant assistance in preparations for the 2007 APEC meeting held in Hobart.

Ongoing joint operations with counter terrorism and CBR incidents as well as the review of the State Hazardous Materials Management Plan, have refined interoperability arrangements with other agencies such as Tasmania Police, TAS, SES, Workplace Standards and the Department of Health and Human Services.

With the implementation of RAR on 1 December 2006, brigades created an increased attendance at MVA's. Collaborative RAR arrangements with SES, Tasmania Police and TAS were assisted through the State Road Rescue Committee (SRRC) established by the State Government to oversee the transitional arrangements of RAR from TAS to TFS.



Responding to Emergencies

BUSHFIRE SEASON

Below average rainfall over winter and spring in 2006 resulted in drought conditions in many areas of Tasmania and an early start to the bushfire season. Bushfires become unusually active in early September with TFS brigades responding to double the average number of bushfires in September. TFS declared a fire permit period from 4 October 2006, for the eastern half of the State, which remained in place until 4 May 2007, the longest continuous permit period on record. During much of this time TFS placed an embargo on permits due to the extremely dry conditions being experienced. Although this impacted on many land managers' fuel reduction programs, there were still 2,543 fire permits issued during 2006/07, a significant increase from 2005/06 (probably related to the length of the permit period). During 2006/07, brigades attended 2,356 bushfires which burnt a total area in excess of 125,000 hectares.

Throughout the fire season Fire Weather Warnings were issued on 44 days, seven of these recorded Extreme Fire Danger Index ratings (FDI). The Bureau of Meteorology issued 283 requested written spot forecasts as well as verbal advice to Incident Management Teams (IMT). "The 2006/07 fire weather season was the most severe in the last fifteen years and arguably one of the worst on record" (Bureau of Meteorology Fire Season Report 2006/07).

The fire on the eastern shore of Hobart on 12 October 2006 was driven by some unusually dry and severe conditions. The soil dryness index (SDI) in Hobart was 134, the second highest value ever for the month of October, strong winds and low relative humidity (as low as 4%) being recorded in the afternoon resulting in 13 stations recording 'Extreme' FDI's and a further 10 'Very High', with Hobart Airport peaking at 'Extreme' 123. Ratings exceeding 100 continued for more than five hours on that day.

Six days of Total Fire Ban were declared, all in 2006. In preplanning for these days TFS was supported by many other agencies including Workplace Standards Tasmania that assisted by revoking permits for type two fireworks displays for much of the summer.

Gusty wind and very dry air reaped havoc in the dry conditions at the St Marys/Scamander fire in December with the fire causing the loss of 26 houses and 28 outbuildings along with damage to 4 businesses and 2 orchards. Firefighting operations on this fire also tragically claimed the life of a Forestry Tasmania firefighter.

The North West Region suffered towards the end of the season with a protracted fire on the northern part of King Island burning

over several weeks in swampy conditions. The logistical issues of major fire operations on Bass Strait Islands again providing challenges for local brigades, the IMT and the local island communities.

In February 2007 Tasmania experienced an unusually large number of fires resulting from lightning strikes, some developing into significant fires in remote areas.

Due to the extreme conditions the medium water bombing helicopter, partially funded by the Federal Government through the National Aerial Firefighting Centre (NAFC), was contracted six weeks earlier than normal. Although Hobart based, the medium helicopter was deployed to other areas of high fire activity throughout the State. Following the extensive use of helicopters in supporting firefighting operations TFS has established a working group with Forestry Tasmania and Parks & Wildlife Service to review the efficiency and effectiveness of current practices with helicopter use in Tasmania. This group will review reports from the Bushfire CRC as well as the engagement of Tasmanian helicopter companies.

The cooperative arrangements for bushfire management between Forestry Tasmania, Parks & Wildlife Service and TFS has once again proven to be an effective strategy in ensuring the best possible protection for the Tasmanian community. Additional mutual agreements are being established with private forest companies to further enhance collaborative arrangements in managing bushfires. Ongoing cooperation and support from Tasmania Police, SES and TAS has ensured all the needs of the community are well addressed during bushfires.

TFS website continues to develop and proves to be an effective tool in providing up-to-date information on the fire situation to land managers, the media and the general public. Several enhancements to the 'Bushfire' area of the site assisted in enhancing the communication of vital information to property owners and occupiers.

Fuel management is a fundamental responsibility of all land owners/managers and fuel reduction burning, particularly in dry forest country, is an important component of responsible land management. TFS, Forestry Tasmania and Parks & Wildlife Service are currently planning cooperative broad area fuel reduction burning on both public and private land as part of the State Government funded fuel reduction burning program. The Federal Government has also increased its support for the Bushfire Mitigation Program with \$20 million over the next four years. This program supports fire trail development and maintenance and bushfire mitigation strategies on a dollar-for-dollar basis with State and local government.

International deployment to Washington State, USA by four TFS personnel who undertook assistance roles as Divisional and Sector Commanders. Interstate deployment occurred on two occasions with three personnel working in the planning section

of an incident management team in the Riverland Region, South Australia, and two air attack supervisors at Port Lincoln, South Australia.

Major fires for TFS and land management agencies occurred at:

NAME & LOCATION	AREA BURNT (hectares)	START DATE	DURATION	CAUSE
Cape Barren Island	42,229	28/08/2006	58 days	Accidental
Meehan Range, Hobart Eastern Shore	799	12/10/2006	13 days	Deliberate
Mt Douglas, Buckland	2,435	23/11/2006	18 days	Accidental
Tippogoree Hills, near George Town	4,096	27/11/2006	14 days	Deliberate
Zeehan	474	30/11/2006	3 days	Deliberate
Wielangta Forest, Kelleve	14,671	5/12/2006	31 days	Escaped fuel reduction burn
Bushrangers Creek near Bothwell	4,321	7/12/2006	20 days	Undetermined
Couta Rocks, near Arthur River	410	9/12/2006	10 days	Deliberate
St Marys/ Scamander/ Four Mile Creek	30,719	10/12/2006	152 days	Escaped camp fire
Strahan	811	4/01/2007	19 days	Deliberate
Fury Gorge, near Cradle Mountain National Park	91	18/01/2007	50 days	Lightning
South Bruny Island	2,823	16/02/2007	21 days	Deliberate
Cracroft River, South West National Park	16,041	17/02/2007	97 days	Lightning
Ten Mile Creek, near Cradle Mountain National Park	388	17/02/2007	79 days	Lightning
Judbury	194	17/02/2007	12 days	Lightning
Terminal Peak, Lake Pedder	908	17/02/2007	97 days	Lightning
Reynolds Creek, Lake Pedder	28,145	17/02/2007	97 days	Lightning
King Island	12,526	18/02/2007	60 days	Deliberate
Snug Tiers	113	10/04/2007	10 days	Undetermined
Mt Roland, South of Sheffield	200	10/04/2007	27 days	Deliberate

Number of Fire Permits Issued

Region	Number of fire permits issued					
	2001/02	2001/02	2003/04	2004/05	2005/06	2006/07
North West	1750	838	1003	990	454	704
Northern	1635	737	786	1211	415	700
Southern	2401	1078	1397	1464	558	1139
Total for State	5786	2653	3186	3665	1427	2543



Developing a Fire Safe Community

GOAL STATEMENT

To have the Tasmanian community manage fire risks and respond safely to fire.

OBJECTIVES:

1. To assist the community minimise fire risks and act safely when fire occurs

2. To have the business community take responsibility for its fire safety obligations

3. To have our people engage in fire safety activities in their communities

TFS delivers a broad range of programs to improve the safety of people in the community, with a focus on those most at risk from fire. These programs aim to prevent fires and minimise the impact of any fires that occur. The Community Fire Safety Division focuses on delivering programs that improve fire safety in the home and in the workplace. The Division, in partnership with the Fire Management Unit, also delivers programs to address bushfire risks.

OBJECTIVE 1

To assist the community minimise fire risks and act safely when fire occurs

IMPROVING FIRE SAFETY IN OUR HOMES

There are some groups in the community that have a higher risk of experiencing a fire and suffering injury from fire. These include children, elderly people, people with disabilities and people from culturally and linguistically diverse communities. In 2006/07 to minimise the social impact of fire, TFS focused its community education strategies on these groups.

For children

The School Fire Education Program reached 20,406 primary school children in 94 schools in 2006/07. Children learned about fire safety in and around the home, prepared a home evacuation plan and learned what to do if a fire occurs.

The Juvenile Fire Lighter Intervention Program (JFLIP) provides a behaviour change program for young children who engage in unsafe fire-lighting behaviour. During 2006/07, 15 cases were registered. Thirty-three smoke alarms were installed in the homes of families participating in JFLIP.

For the dependent elderly and people with disabilities

Project Wake Up! aims to improve fire safety for people with disabilities and elderly people, with a focus on the dependent elderly. The program offers free home fire safety checks, and in the homes of many participants, where required smoke alarms and batteries are installed free of charge.

One hundred and seventy-one community organisations working in the aged care field, as well as many medical practitioners, assisted TFS to identify potential beneficiaries of the program. Career and volunteer brigades conducted the home fire safety checks and this year 21 brigades visited 549 households. This brings the total number of households participating in the program since its inception in 1999 to 2,897. During 2006/07, 408 smoke alarms were installed, and 305 batteries were replaced.

A national campaign led by the Melbourne Metropolitan Fire Brigade (MFB) in Victoria and supported by TFS to include basic fire safety competencies in qualifications for paid carers has been successful. Ultimately this will mean that carers of elderly and disabled people will be equipped to advise their clients on home fire safety. MFB is also developing an education program for unpaid family carers in collaboration with Carers Australia. In light of this, a review of TFS community education strategies for reaching elderly and disabled people (including *Project Wake Up!*) is planned for 2007/08.

Winter fire safety campaign: targeting the families of young children

The main feature of this program, which commenced in the winter of 2004 and now is in its third year, is the *Fire Safety at Home* booklet. This booklet includes information for parents to ensure their homes and their children are safe from fire, as well as a home fire escape plan for families to work on together.

In 2006/07 the program was supported by a promotional campaign that included television advertisements, fire safety messages on fire trucks statewide, and a Volkswagen "VW beetle" printed with fire safety messages. The beetle was provided by RACT Insurance for use by TFS to promote activities associated with this program and TFS's bushfire safety program.

Along with other strategies aimed at those most at risk from fire, this initiative helps to further decrease the number of house fires in Tasmania.

Home fire safety project: reaching out to new communities in Tasmania

A family fire safety day for Hobart's Ethiopian community was held in November 2006 at Cambridge. It was attended by almost all members of the community in the south of the State; approximately 80 adults and children. Most community members have spent long periods in refugee camps before being re-settled in Australia, and many are unfamiliar with home fire risks and safety measures appropriate in Tasmania.

The practical and culturally appropriate education program included sessions about fire safety and hazards presented by Community Education staff, electrical safety presented by Aurora, and extinguisher training delivered by TasFire Training. Staff of the Migrant Resource Centre and Ahmaric interpreters from the community assisted with language and cultural issues.

This project received funding from Emergency Management Australia and was a collaborative project between TFS, the Migrant Resource Centre and the SES. It is being evaluated by the University of Tasmania as a pilot project, and TFS has been approached to offer similar activities for refugee arrivals expected from other African countries in 2007/08.

Other home fire safety activities

TasFire Equipment continues to offer smoke alarms, fire extinguishers and fire blankets for sale to the community through outlets in Hobart, Launceston, Burnie and Devonport. An estimated 84% of Tasmanian homes have a working smoke alarm.

TFS sponsored by Duracell Batteries again ran a campaign to urge all Tasmanians to *Change Your Clock, Change Your Smoke Alarm Battery* on Sunday 25 March 2007. This campaign links the

practice of changing clocks at the end of daylight savings with replacing the batteries in smoke alarms to keep them in working order.

Numerous fire safety information sessions were conducted throughout the state by TFS personnel, engaging more than 1,000 community members. Participating community groups included those representing youth, the elderly and people with disabilities. Additional home fire safety information is communicated through brochures distributed widely throughout the community, as well as on TFS website. TFS also maintains a free-call service for general fire safety enquiries.

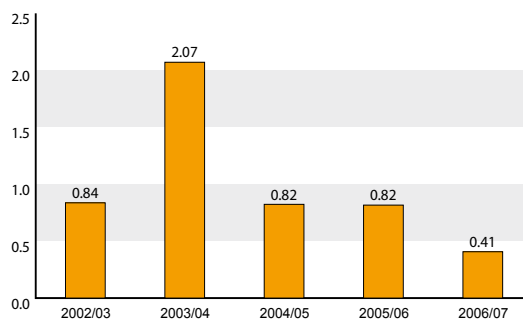
Two mobile community education display trailers promoting fire safety were used extensively by fire brigades in their local communities during 2006/07.

FATALITIES AS A RESULT OF FIRE

Preventable fire fatalities (excluding fire-related suicides and homicides) in Tasmania over the last ten years have varied from a high of 12 in 1998/99 to a low of two in 2001/02 and in 2006/07.

The chart below shows the fire fatalities per 100,000 people. This provides a statistic comparable with other jurisdictions. The national fire death rate is approximately 0.6, compared to the rate in Tasmania in 2006/07 of 0.41. While it is a very encouraging result, there is great variability because of the small number of annual fatalities and therefore it is not statistically possible to conclude that there is a significant downward trend.

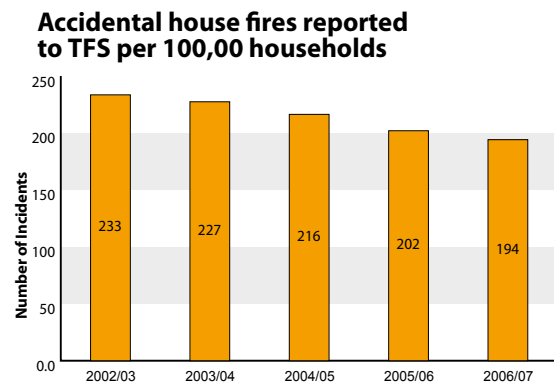
**Fire fatalities per 100,000 people
2002/03 - 2006/07**



Developing a Fire Safe Community

THE HOUSE FIRE RATE

The accidental house fire rate (arson-related fires are excluded) in Tasmania has declined steadily for more than a decade, dropping by some 40% over the period. The chart below shows the rate of accidental house fires attended by TFS brigades per 100,000 households over the last five years, based on 2006 Census data for Tasmanian households.



IMPROVING SAFETY FROM BUSHFIRES

TFS has a statutory responsibility to manage bushfire risks in Tasmania, and has developed and implemented an effective range of strategies for this purpose over many years. A number of measures have been undertaken during 2006/07 to minimise the impact of bushfires on the community:

Taking the message to those at risk: 'Bushfire: prepare to survive' DVD

The *Bushfire: prepare to survive* DVD was launched by the Minister for Police and Emergency Management on 6 November 2006. The DVD provides those at risk with information about how to prepare for and respond to bushfires that threaten their homes. The launch received excellent media coverage, which supported the integrated marketing campaign.

The DVD was mailed to 40,000 households in bushfire-prone rural areas and on the rural-urban interface. Since the launch, 1,843 additional copies of the DVD have been mailed out in response to requests through the website and a free-call number.

An independent evaluation of the DVD project has been completed, with excellent results, including:

- 89% said they were aware of the DVD
- 99% of those who had received the DVD had kept their copy, and more than two-thirds of them had watched it
- 92% thought that the promotion of the DVD was "very effective" or "quite effective." TV was ranked as the most effective medium
- 97% who had watched the DVD thought it was "very useful" or "quite useful"
- There was an increased recognition of risk (83% after distribution compared with 52% beforehand)
- An increased intention to take appropriate shelter from bushfire (54% after distribution compared with 20% beforehand).

The bushfire DVD project is also being evaluated through the Bushfire CRC research project *Evaluating Bushfire Community Education Projects*. The outcomes from all research are being used to plan social marketing and community education strategies for summer fire safety campaigns in 2007/08 and 2008/09.

Keeping the community informed during bushfires

During the 2006/07 bushfires, TFS trialed a new approach to engaging and informing at-risk communities about local bushfires. TFS has always had appropriate fire officers provide comment to the media during bushfire incidents. This year, this role was supplemented by nominated media and community liaison officers appointed to key fires. At large bushfires burning on the east coast, TFS was assisted by Tasmania Police's professional Media Liaison Officer.

Effective liaison with both major media outlets and local media played an important role in ensuring that communities received accurate and timely information about the bushfire threat and what they could do to prepare.

During major bushfires, community meetings were conducted by TFS and other agencies involved in managing the fires. These meetings were attended by hundreds of community members, and provided an opportunity to obtain up-to-date information about current and predicted fire behaviour, weather, areas burnt and under threat, and preparations householders could make. Copies of the Bushfire DVD and other information resources were distributed at these meetings.

TFS has continued to enhance the quality and timeliness of information on its website, which provides accurate and timely information to the community and the media on fire activity across the state, the expected spread of bushfires and information on road closures. The website has also been a valuable tool to provide information to people about how to prepare for and defend their homes against bushfires.

Analysis of houses burnt during the St Marys/Scamander fire along with continuing Bushfire CRC research supports TFS strategy of encouraging householders to 'prepare, stay and defend or leave early' when fires threaten.

Other bushfire safety initiatives

The Fire Management Unit worked effectively with local government during 2006/07 to encourage amendments to planning schemes to incorporate appropriate bushfire safety measures.

The number of applications for people developing property in bushfire-prone areas continues to rise. TFS's *Guidelines for Development in Bushfire Prone Areas* is a valuable tool for TFS personnel conducting site risk assessments and provides guidance for people living or planning to live in such areas.

OBJECTIVE 2

To have the business community take responsibility for its fire safety obligations

IMPROVING FIRE SAFETY IN THE WORKPLACE

Occupant safety in high risk to life buildings

With an overarching objective to ensure buildings provide adequate safety for occupants in the event of fire, a key priority for the Building Safety unit during 2006/07 was to build on the work done during the previous year to improve fire safety in high life-risk occupancies. The primary focus this year was on hotels with accommodation.

Inspections were undertaken to measure the degree to which fire safety features and measures installed in these buildings comply with the requirements of the *General Fire Regulations 2000*. Some 90% of hotels in the south and on the east coast identified as having accommodation facilities were inspected during the period, and good progress was made in the identification and inspection of sites in the north, north-west and west coast areas.

The most common breach, involving approximately 50% of properties, was the lack of adequate evacuation plans. This result is attributed to the frequent change in ownership or management of these properties. Advice to new owners (many from mainland Australia) about their fire safety obligations is expected to pay dividends over 2007/08.

Following completion of the assessment and approval of evacuation plans for all public schools in December 2006, evacuation plans for 95% of private schools have been assessed and approved during 2006/07. The small number of private schools still to be formally assessed is expected to be completed by December 2007.

Information about the fire safety obligations of building owners and occupiers arising from the *General Fire Regulations 2000* continues to be distributed through TFS offices, in correspondence and on TFS website.

Photo courtesy of The Mercury





Developing a Fire Safe Community

Fire protection equipment

During 2006/07, TFS released a revised version of its *Code of Practice – Fire Protection Systems* to the fire protection industry. The Code, used by companies that install, maintain and repair fire protection systems in Tasmania, provides guidance on installation and maintenance requirements for the latest alarm monitoring equipment and other technological changes.

Also produced during the year was an amended version of *TFS Guide to the Selection and Location of Portable Fire Extinguishers and Fire Blankets* for fire protection practitioners and others installing this equipment. The guide, originally developed to help simplify and interpret *Australian Standards (AS) 2444 and AS 1851.1 – 1995*, and has been amended to include the latest requirements of *AS 1851.15 – 2005*.

TasFire Equipment unit employs twenty-three staff to service fire protection equipment in approximately 7,000 workplaces across Tasmania. These Fire Equipment Officers are trained to inspect, install and maintain a broad range of equipment including fire hoses and reels, fire blankets, fire hydrants, fire extinguishers and smoke alarms, and sell these and many other items. Competing with private sector providers, the unit operates workshops in Hobart, Launceston and Devonport where extinguishers are pressure-tested and recharged, hose is coupled and repaired and other maintenance is performed.

During 2006/07 TasFire Equipment serviced some 12,000 sites across the state including sites on King Island and Flinders Island. Demand for the services that TasFire Equipment provides is increasing as business owners become more aware of their obligations under the *Building Regulations 2004* to ensure their fire protection equipment is maintained.

Training

The TasFire Training unit delivers training in 12 nationally accredited units of competency to further improve safety in workplaces across Tasmania. Course participants are trained in the prevention and management of fires and other workplace emergencies. OH&S-related training includes safe working in confined spaces and the use of breathing apparatus. TasFire Training also conducts a specialised fire investigation course which attracts participants from throughout Australasia.

The completion of the Regional Headquarters in Burnie in July 2006 provides improved training facilities in the north-west. The facility has two classrooms and a training ground that offers the capacity to provide live fire training for emergency response teams mining companies and other industrial clients.

During 2006/07 a total of 913 courses were conducted for 8,317 employees from workplaces across Tasmania. Increasing levels of fire safety awareness and emergency response skills in the workplace means that the households of these employees are also becoming increasingly safe.

OBJECTIVE 3

To have our people engage in fire safety activities in their communities

The majority of TFS community education activities are carried out by brigade staff, supported by the resources of the Community Education unit. Some of the community safety activities provided by volunteer and career brigade staff in 2006/07 include:

- **School Fire Education:** This program is delivered primarily by career firefighters seconded to the Community Education unit. In 2006/07, five operational firefighters participated in the program
- **Project Wake Up!:** In 2006/07, 549 home fire safety audits were conducted by firefighters for elderly people, people with disabilities and other at-risk community members. All career brigades and 102 volunteer brigades participate in this program
- **Juvenile Fire Lighter Intervention Program:** In 2006/07, this program was delivered to 15 children and their families by career firefighters
- Volunteer brigades used the Community Education trailers at numerous shows and events to promote bushfire safety and home fire safety in their local communities.

Brigade officers observed 311 building evacuation plans during the 2006/07 year, as part of the Chief Officer's statutory approval process. Officers also witnessed a significant number of annual practice evacuations where they provided feedback on the effectiveness of evacuations, as well as more general fire safety information.

PLANNED OUTCOMES / ACHIEVEMENTS 2007/08

- Increase vulnerable people's participation in relevant fire safety programs
- Increase brigades' participation in the delivery of selected fire safety programs
- Improve the capacity of people to prepare for and respond safely to house fires, bushfires and workplace emergencies
- Ensure that all hotels with accommodation have an approved evacuation plan
- Influence the development of national positions, codes and standards impacting on fire safety.





Supporting Our People

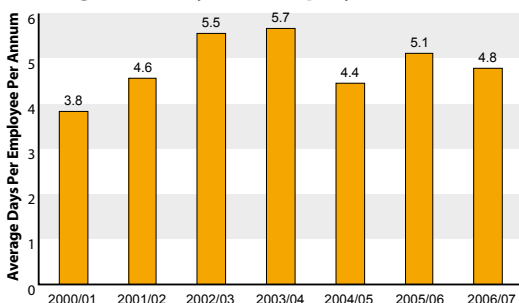
Goal Statement

To support our people in a fair, productive and safe work environment.

OBJECTIVES:

1. To attract the right people
2. To have systems and strategies that enable our people to be productive in the workplace
3. To have a working environment that supports our people and the delivery of our services

Average Sick Days Per Employee



OBJECTIVE 1

To attract the right people

RECRUITING AND RETAINING OUR PEOPLE

Volunteer Recruitment

Implementation of key recommendations from the Volunteer Recruitment Project has progressed significantly following the receipt of funding from Emergency Management Australia. As a result of the funding, the following projects have been completed and will be implemented in 2007/08.

Junior and Cadet Program and Toolkit

This toolkit provides volunteer brigades with junior and cadet recruitment, training and development tools to ensure they are better equipped to attract young people. TFS recognises that the recruitment of youth is critical to the future sustainability of volunteer firefighting services given the predicted demographic changes in Tasmania.

Volunteer Recruitment Toolkit

This toolkit provides volunteer brigades with comprehensive guidance on how to manage the recruitment process, including the provision of tools and templates.

Career Recruitment

Due to the magnitude of the bushfire threat at the end of 2006 and the number of retirements and resignations from the career firefighter ranks, the decision was made to employ 18 Trainee Firefighters. Positions were advertised with over 350 applications being received. Based on a review of the last recruitment process, further changes were made to the recruitment system to streamline and improve the lengthy process. These changes included variations to the physical abilities assessment based on research conducted by University of Tasmania. Further changes are expected to occur as a result of this selection process.

Reviews of Selection Decisions

One employee sought a review of a selection decision during 2006/07. The State Service Commissioner heard the request for review and found that TFS selection processes were appropriate.

OBJECTIVE 2

To have systems and strategies that enable our people to be productive in the workplace

LEARNING AND DEVELOPMENT

A new direction has been taken in learning and development based on feedback from individual members, advisory committees and managers. The changes involve the adoption of a set of principles to guide learning and development, and a revised structure which will clearly define roles and responsibilities in relation to policy, strategy and implementation. The new direction will be implemented over the next two financial years.

Leadership and Management Development

TFS members participated in the AFAC Executive Leadership Program which leads to a Graduate Diploma in Executive Leadership; AFAC Executive Development Program (EDP) which leads to a Graduate Certificate in Applied Management and the

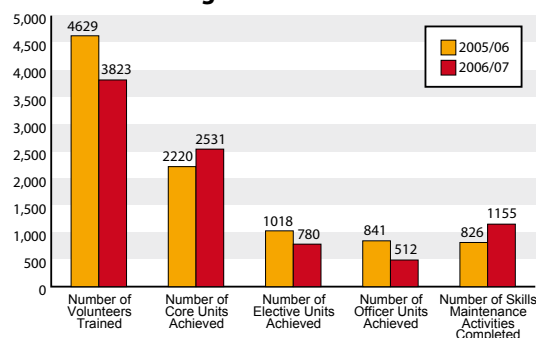
Volunteer Learning and Development Volunteer Training Exercises

A compendium of training exercises detailing a variety of scenarios and exercises that could be conducted by brigades was produced in June 2007. This is part of a planned strategy to reduce the amount of theoretical and classroom based training in a move towards practical skill acquisition and skills maintenance. Use of this resource by brigades will reduce the requirement of volunteers to spend their valuable time attending formal refresher courses and will improve response capability.

Statistics

TFS offers all our volunteers the opportunity to gain nationally recognised Statements of Attainment through training and assessment under the Public Safety Training Package.

Volunteer Training



Note

- The number of volunteers trained, shows that the numbers of competencies achieved by volunteer members has decreased from the 2005/06 reporting period. The main reason for this was the extended fire season which saw both trainers and volunteers fighting fires and gaining practical on the job skills, rather than participating in formal training. This is also reflected in the reduced numbers of elective competencies achieved.
- The increase in the number of core competency units highlights the success of the strategy for 2006/07 to focus and concentrate resources on the achievement of basic firefighting skills.
- Increases in skills maintenance activities can be attributed to improvements in training delivery and assessment as noted above, as well as improved data collection to ensure that participation in exercises, field days and incidents are included in training records.

Volunteer Junior and Cadet Development

In March 2007, twelve TFS junior and cadet representatives from across the State participated in a Junior and Cadet Development Tour conducted in Victoria. For the first time this tour offered junior and cadet firefighters an opportunity to see how Victorian fire services operate, meet Victorian firefighters, tour Victorian fire stations and participate in an interstate competition.

AFAC Volunteer Leadership Program. These programs are run by the Australian Institute of Police Management in Manly, NSW.

Career Learning and Development – Operational road accident rescue (RAR)

The adoption of this responsibility required a substantial training commitment. Training was conducted for all operational members, commencing in September 2006 and was substantially completed by February 2007.

Due to the requirement of the national competency unit to demonstrate skills and knowledge over a period of time and contexts before a Statement of Attainment can be issued, RAR activity is not included in career training statistics.

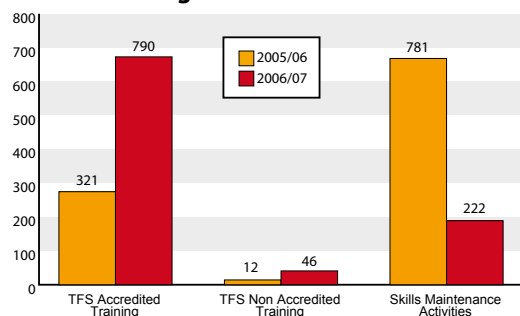
Exercises

A number of exercises were conducted to learn and test practical skills and to incorporate 'learnings' from the exercises into future training. For example, ICEMEX tested the skills of firefighters in a multi-agency environment. Some of the lessons learned contributed to further improvements in the areas of leadership development, and command and control skills.

Statistics

The development of learning resources for the Public Safety Training Package competencies continued in 2006/07 and will be completed in 2007/08.

Career Training



Note

- The substantial increase in competencies achieved can be largely attributed to the recruitment of new firefighters, substantial progress in finalising the transition to Public Safety Training Package and the rollout of the incident management training.
- TFS non-accredited training includes activities such as defibrillation training, introduction to Incident Control System (ICS) and training in site assessment for bushfire management in the urban fringe.
- The reduction in figures for skills maintenance reflects difficulties encountered in 2006/07 in capturing data on skills maintenance and refresher training rather than a decrease in actual activity. Improvements are being made that should result in improved data capture in 2007/08.



Supporting Our People

Career Learning and Development – Divisional

TFS has facilitated the learning and development of non-operational staff in the following key areas:

- Building Fire Safety consultants have completed both Certificate II and III in Fire Protection Equipment Servicing (PRMPFES) and have undertaken advanced studies in Building Surveying in a focus to improve the credibility and professionalism of staff, particularly those involved in the auditing function
- There has been a focus on quality improvement in the production of TFS appliances though investment in training and further education. Engineering Services tradesmen gained additional skills in welding, automotive electrics and autoCAD. The acquisition of autoCAD skills will enable better working drawings for streamlining the fabrication process ensuring consistency and shorten the time taken to complete and subsequently commission new appliances
- A number of TFS divisional staff participated in a development program for supervisors through the Department of Police and Emergency Management.

WORKPLACE FEEDBACK AND RECOGNITION

Workplace Feedback Systems

The Workplace Feedback System aims to encourage open and skilful communication about issues and performance, and to enable planned development for all members. During 2005/06 TFS commenced implementation of a feedback system through a trial involving 25% of the career members in TFS. In 2006/07, the trial was evaluated in preparedness for implementation across TFS.

The evaluation of the Feedback Trial showed a high level of support for the system as it was presented, and that it had a positive influence on day to day interactions in workplaces. Recommendations from the trial include adjustments to the training, support networks, scheduling, reporting and links to other systems.

The system will be implemented across career members in late 2007.

OBJECTIVE 3

To have a working environment that supports our people and the delivery of our services

OCCUPATIONAL HEALTH AND SAFETY

2006/07 has seen TFS continue to develop its safety systems. Some of the initiatives completed in this period include:

- Creating and implementing safe Work at Height procedures. The procedure covered both operational and non operational activities as well as extending to include safe work at height practices for contractors and visitors
- “Safety Week” which was held across TFS in October 2006 incorporating safety awareness and training options for all members. Topics covered ranged from safe driving concepts and contractor inductions through to information on how to better look after your health
- Implementing a noise management program which incorporated audiometric testing for all members with an ongoing potential exposure to excessive noise levels, conducting noise assessments on new equipment as well as implementing signage options to assist in the identification of noisy equipment
- Supporting and holding a number of activities for Heart Week (National Program). Activities included guest speakers on cardiovascular health as well as diet and nutrition and,
- Implementing Regional and Divisional Safety Plans to ensure regions and divisions have documented their OH&S risks and developed strategies to address them.

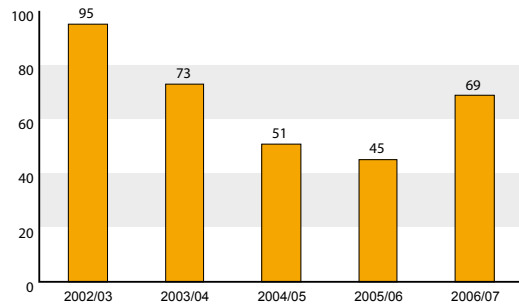
Further work is also well under way on the following key projects:

- Reviewing exposures to infectious diseases. This new procedure will ensure our members have the latest information and assistance to help protect them from various forms of diseases ranging from hepatitis through to influenza
- An audit of registered and non registered plant and equipment and,
- Adding new tasks and equipment to our hazard risk register as well as reviewing the effectiveness of the safety controls put in place for existing hazards.

Workers Compensation

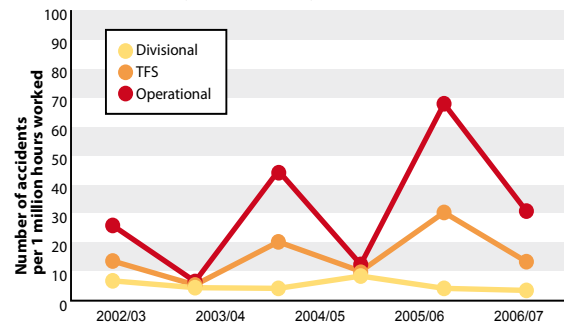
Over the past seven years TFS Workers Compensation performance has improved in relation to numbers of claims made each year. Although this year's figure of 69 claims was higher than the previous couple of years it is still dramatically lower than the 90 plus claims that were consistently being received five years ago. The high number this year can be attributed to a very active fire season where a significant rise in fire-related injuries through the summer period was experienced.

Workers Compensation Claims 2002/03 - 2006/07



Lost Time Frequency Rate:

Lost Time Injury Frequency Rate



Managing Diversity

The implementation of the SFC Policy for the *Prevention of Harassment & Discrimination* continued with the training of a pool of contact officers and a pool of trainers who will provide diversity awareness training to staff in all career brigades and divisions in 2007.

TFS commenced three investigations into alleged breaches of the *State Service Code of Conduct*. The employment of one employee was terminated as a result of one of these investigations. Breaches were not found to have occurred in the other two cases.

There were no claims for harassment or discrimination lodged with the Office of the Anti-Discrimination Commissioner.

INTERNAL COMMUNICATION

TFS Biennial Conference

This year's Conference "More than Just Responding" was held in Launceston in July 2006 and was opened by the Minister for Police & Emergency Management. The Conference featured speakers from the CFA, the Department of Sustainability and Environment Victoria and the Bushfire CRC. The Conference was attended by over 270 TFS personnel.

COMPETITIONS

The Tasmanian Fire Brigades Competition (TFBCA) held competitions around the State with the Open Title being hosted by the Franklin Brigade and the State Titles being conducted at Cambridge. The 2006/07 season saw overall numbers maintained and a high standard of juniors being developed. The State Championships were won by Franklin in the seniors, Hobart won the under 17s and also the under 14s. Hobart and Somerset juniors went on to compete at the Victorian State Championships at Tatura.

The Tasmanian Volunteer Fire Brigades Association conducts competitions using contemporary firefighting equipment in a number of events simulating operational activities. This year's 37th annual competition hosted by the Gravelly Beach Brigade was held at Exeter. Seventeen senior and 15 junior brigades set out to compete for the honour of being State Champions for 2006. Buckland Brigade won the senior event with Upper Huon Brigade successful in the juniors.

PLANNED OUTCOMES/ ACHIEVEMENTS 2007/08

- Complete the implementation of the Workplace Feedback System for career members
- Complete the implementation of the harassment and discrimination policy and resolution process
- Continue the implementation of TFS new learning directions
- Improved OH&S reporting through improvement or replacement of current database
- Implementation and management of key performance indicators and exception reporting derived from Regional and Divisional safety plans.



Awards and Medals

Australian Fire Service Medal

Shirley Garwood (previously Meers)

Shirley joined Zeehan Brigade as a volunteer firefighter in 1983. Since then she has actively participated in the Zeehan Brigade in both an operational and administrative capacity. In 1994 she was elected as Fourth Officer becoming one of the Service's first female officers. Since then she has served as Third Officer and since 2001 as Second Officer of the brigade. As a totally committed and quiet achiever, Shirley's service to her local West Coast community has been exemplary. For the last five years she has been a Fire Permit Officer.

Shirley was awarded the National Medal in 1998.

Damien Killalea

Damien commenced as a Cadet Fire Control Officer with the Rural Fires Board of Tasmania in 1979. Since then he has moved through a range of positions in TFS, from District Officer working in the field, to Training Officer and then Manager of TFS Training Division. In 1996 he was appointed Brigade Chief Hobart Brigade until being appointed into his current position in 1998 as Director of Community Fire Safety.

Damien has made significant contributions in every position in which he has served. As Director of Community Safety for TFS he established the division and brought an innovative approach to assist TFS place greater focus on the fostering of fire safety throughout the Tasmanian community. Additionally he has made a significant national contribution to fire safety through his committed involvement in the Australasian Fire Authorities Council.

Damien was awarded the National Medal in 1994 and the clasp in 2004.

David Stott

David commenced in Wesley Vale Brigade in 1977 as a junior volunteer member and continued with the brigade from 1978 until 1986 as a volunteer firefighter. He transferred to Port Sorell Brigade in 1988, becoming Fourth Officer in 1996. In 2001 he was elected as Second Officer continuing in that position until the present.

David has been actively involved in both brigades. As an officer in Port Sorell Brigade he has provided exemplary leadership, particularly assisting with management and support of junior members.

David was awarded the National Medal in 1996.

National Medals

The National Medal recognises diligent long service for members who protect life and property.

National Medals	- were awarded for 15 years service - 43 recipients
1st Clasp	- awarded for additional 10 years service - 12 recipients
2nd Clasp	- awarded for further 10 years service - 7 recipients
3rd Clasp	- awarded for a further 10 years service - 1 recipient

Chief Officer's Award

The Chief Officer's Award is presented to a brigade that has been subject to unusual, difficult or demanding circumstances. The Chief Officer John Gledhill presented this award "to members of the Beaconsfield Brigade in recognition of their professionalism and resilience during the period of the Beaconsfield Mine rescue from 25th April – 9th May 2006". It was proudly accepted by members of the Beaconsfield Brigade, including rescued miner, Firefighter Todd Russell.





Managing Our Resources

GOAL STATEMENT

To manage our financial, information and physical resources efficiently and effectively.

OBJECTIVES:

1. Provide a flexible communications system that meets the needs of our end users

2. Provide adequate protection for our resources

3. Provide adequate funding to ensure the SFC is able to achieve its corporate objectives

OBJECTIVE 1

To provide a flexible communications system that meets the needs of our end users

The ongoing improvement of our communications system strives to meet the demands of the users in a fast changing technological environment. Mobile digital communication systems continue to be extended with the deployment and consolidation of Blackberries and trialling of 'NextG' modems at incidents. The introduction of video conferencing between the three regional centres has not only improved communication between the regions but there has also been great saving in time spent travelling. The responsiveness and service delivery at remote sites has improved greatly with the upgrade of network line speeds and the provisioning of servers at outstations to provide local caching and name resolution. The increased use of distributed file system technology has greatly improved business continuity and increased file access speeds for end users. The provisioning of individual logins and personal server space has given staff greater flexibility, security and availability of computer resources. The communication consoles in the dispatch centre underwent a major upgrade to replace outdated and problematic equipment. Planning is well advanced for the installation of a new remote access system to allow staff to access corporate applications securely across the Internet.

The enhancements to TFS website have continued this year with new functionality to allow volunteers to send pager messages, new and improved reports for volunteer brigade members, changes to news articles to improve readability and entry, and rewriting the site's search facility which greatly improved its functionality. The useability of the Current Bushfire Summary Information section and the Bushfire Map, including the smoother linking of the two, has significantly improved public access to information.

OBJECTIVE 2

Provide adequate protection for our resources

The SFC entered its third year of its first five year rolling annual fire appliance replacement program, fabricating 15 Heavy Pumper Tankers. In the first year funding was allocated to the fabrication of 50 light tankers with 30 medium tankers funded in 2005/06.

An annual maintenance program for fire stations and buildings, finalised in 2005/06, has been completed, with scheduled programs in place to ensure compliance. A number of key building projects identified for the 2006/07 financial year were the completion of the Cambridge Training Facility 'Burn House' and the replacement of four new Fire Stations, utilising a modified design layout.

The SFC continues to develop its risk management framework. Work has commenced on Business Continuity Planning for TFS and current efforts are being directed towards finalising a Key Risk Register, for inclusion in the Corporate Plan before the end of the 2007/08 financial year. Critical business functions have been largely identified by Executive Staff and will be subject to prioritisation and the establishment of contingency plans. Key business unit managers have been exposed to awareness training for continuity planning and will be involved in ongoing workshops to address identified risks.

OBJECTIVE 3

Provide adequate funding to ensure the SFC is able to achieve its corporate objectives

The 2006/07 financial year was difficult, with the insurance fire levy in a downward cycle and previously negotiated salary increases, both impacting on financial performance. The result was a deficit of \$1.2 million, which in turn put pressure on the availability of funds for capital expenditure. Agreement was reached with the State Government on the level of funding required and one of the outcomes was an increase in the Fire Service Contribution.

During the financial year the SFC maintained its long term funding commitment towards the development of the SFC's five year capital programs for the fire appliance replacement and fabrication program, and the fire station building program.

FINANCIAL OVERVIEW

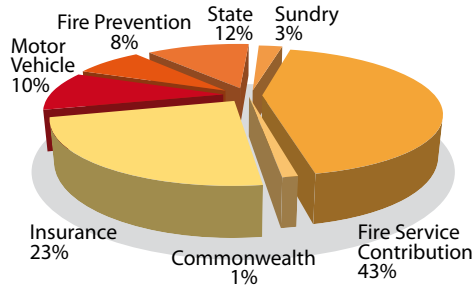
The Net Deficit for the SFC for 2006/07 was \$1.2 million, compared to a surplus of \$2.1 million for 2005/06, a decrease of \$3.3 million.

Revenue from ordinary activities for the twelve months to June 2007 was \$56.5 million compared to \$51.4 million for the previous financial reporting period. The major increases were the State Government Contribution for reimbursement of bushfire expenses which was \$3.4 million higher than last year and the Fire Service Contribution which increased by \$2.7 million. These increases were partly offset by a cyclical decline in the Insurance Fire Levy of \$1.5 million.

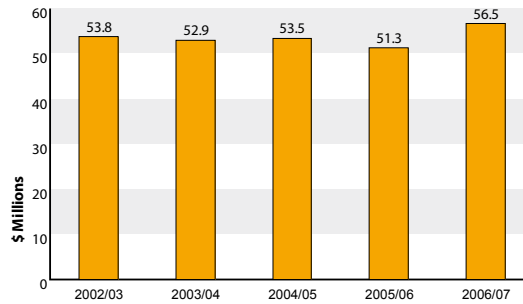
Expenses for the year ended June 2007 were \$57.7 million compared to \$49.3 million for the same period last financial year. Operations expenses increased by \$3.8 million, mainly due to one of the longest and most active bushfire seasons ever experienced. Employee related expenses increased by \$3.5 million, principally through wage increases through enterprise bargaining agreements.

Net Assets for 2006/07 totalled \$73.5 million compared to \$70.3 million in the previous financial reporting period, an increase of \$3.2 million.

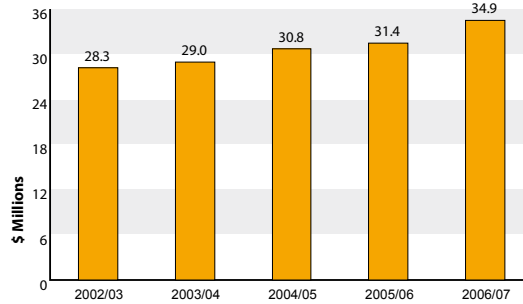
Revenue 2006/07 (\$56.5 Million)



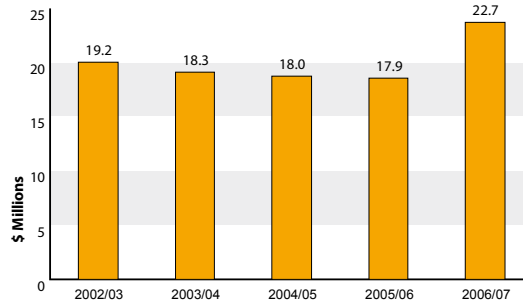
Total Revenue



Salaries



Other Operating Expenses



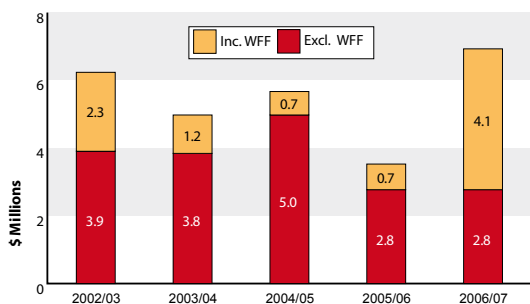
Managing Our Resources

State Government Contribution

The Treasurer must pay to the SFC, out of money appropriated by the Parliament for the purpose, such amount as the Treasurer determines is appropriate towards defraying the operating costs of the Commission. The contribution in 2006/07 was \$6.9 million and represented 12% of the total revenue of the SFC.

The cost of fighting bushfires is partly funded by the State Government. From 1 July 1987, these costs have been funded by the State Government in the same year in which the expenditure was incurred. By arrangement with the Department of Treasury and Finance, the Commission is required to meet the first \$35,000 for bushfire fighting costs and the State Government meets the remainder. In 2006/07, the State Government reimbursed the Commission \$4.1 million and this amount is included as part of the total State Government Contribution of \$6.9 million.

State Contribution



Commonwealth Government Contribution

The Commonwealth Government provided a contribution of \$500,000 which was less than 1% of the total revenue for 2006/07. This included a general contribution of \$139,000 to meet the costs associated with providing fire prevention and protection to Commonwealth Government buildings and property in Tasmania.

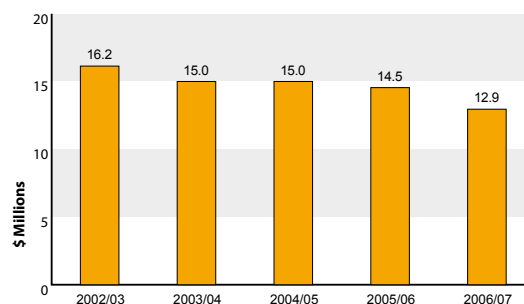
As part of the National Aerial Firefighting strategy Tasmania also received \$150,000 from the Commonwealth (DOTARS) through the National Aerial Firefighting Centre towards the standing charges of a medium capacity helicopter assigned to Tasmania during the summer months of 2007. The Commonwealth also provided \$58,000 towards Urban Search and Rescue capability and \$81,000 for Operation Southern Impact, which was a multi-agency deployment to test Tasmania's anti-terrorist response capability. As part of the Bushfire Mitigation program the SFC was also provided with \$72,000 from the Commonwealth Government.

Insurance Fire Levy

Insurance companies are responsible for the collection of the Insurance Fire Levy. Collections for 2006/07 were \$12.9 million which equated to 23% of total revenue. The contribution rate is an amount equal to 2% of gross premium income on marine cargo insurance, 14% on aviation hull insurance and 28% of gross premium income on all other prescribed classes of insurance.

The chart below shows a significant decline over the last five years. Experience shows that in the longer term insurance revenue is cyclic, but difficult to predict.

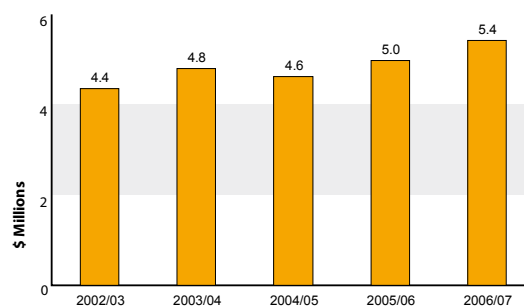
Insurance Fire Levy



Motor Vehicle Fire Levy

The Motor Vehicle Fire Levy for 2006/07 of \$5.4 million which was collected by the Department of Infrastructure, Energy and Resources represents 10% of total revenue. The general levy for motor vehicles was \$14 per vehicle, effective from 1 July 2006 and for pensioners \$9 per vehicle, effective from 1 July 2004. Motor cycles are exempt.

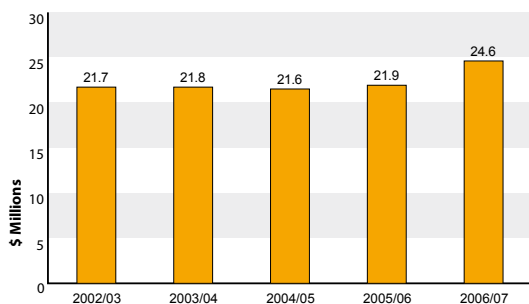
Motor Vehicle Fire Levy



Fire Service Contribution

The Fire Service Contribution is collected by local councils on a fee for service on behalf of the SFC. Fire service contributions on properties for 2006/07 amounted to \$24.6 million and represented 43% of total revenue. The levels of contribution payable by ratepayers vary throughout the state according to whether the ratepayer is in an urban or country area, however, the objective of the demand on ratepayers is to ensure that an equitable contribution is applied to each ratepayer, based on the assessed annual value of their respective urban or country properties and the level of fire protection provided. Local authorities receive a 4% collection fee from the SFC and this amounted to \$995,000 in 2006/07.

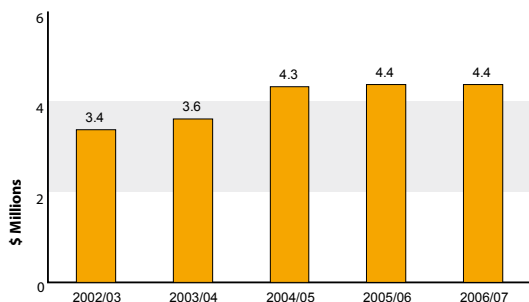
Fire Service Contribution



Fire Prevention Charges

The SFC generates revenue through its community fire safety activities, including the sale and servicing of fire safety equipment, commercial training, alarm rentals, inspection fees and avoidable false alarm fees. Revenue raised in 2006/07 was \$4.4 million or 8% of total revenue.

Fire Prevention Charges



Sundry Income

Sundry income is derived from a number of sources including profit on sale of non-current assets, donations, interest received, rent and other sundry sources. Revenue raised in 2006/07 was \$1.7 million or 3% of total revenue.

PHYSICAL RESOURCE MANAGEMENT

Building Program

Construction of three new fire stations (Kempton, Campania and North Bruny) commenced in June of this year. All three stations have been configured around a revised concept of providing additional storage, meeting/kitchen area, office, and bathroom facilities for both genders. This prototype is expected to be used for future stations.

The Huonville Fire Station and South West District Headquarters was opened in May 2007.

ENGINEERING SERVICES

Replacement Appliance Production

2006/07 was the third year of the initial five year firefighting appliance replacement program with the fabrication of 15 Heavy Tanker Pumper appliances. Of these, the initial prototype appliance and fabrication of components was completed during the 2006/07 financial year with the remaining 14 to be completed during the 2007/08 reporting period, in conjunction with the 15 similar appliances budgeted for that year. The project timeframe has again been extended due to an increase in workload impacting upon fabrication staff from CBR, USAR and RAR fit-outs, as well as an ex-CFA heavy tanker refurbishment.

The remaining two years of the program will see the fabrication and commissioning of a further 45 appliances, leading to the decommissioning of all petrol single cab appliances from service.





Managing Our Resources

COMMUNICATION SERVICES

Communications Services during the year completed the following projects:

Vehicle Location Trial

Knowing and displaying the location of operational vehicles on a fireground at incidents is of benefit to those managing that incident both operationally and for the safety of the participating crews. In looking at options TFS has decided to conduct a trial using existing in-house systems and hardware, with add-on technology in order to keep it simplistic and cost effective. Vehicle location hardware has been installed as part of the standard radio communications fitment for the new Heavy Tanker Pump build project. Also twenty units within the greater Hobart area where the trial is being conducted will be fitted with the location technology. The trial will conclude at the end of the 2007/08 fire season.

Fire Alarms over Internet Trial

The trial has continued over the past ten months with the last of the 20 schools to be connected in the following reporting period (2007/08). The trial is to test the reliability and availability of Internet provider networks as an effective means of connecting critical fire alarm systems to TFS. The trial will be completed some time late in 2007.

Systems Upgrades

Minor upgrades and changes to operational systems throughout the reporting period included the replacement of communications consoles in FireComm and the TAS communication centre, centralising of the communications switch in Burnie to the new Regional Headquarters for the Burnie Fire Station, supply and installation of video conferencing equipment to each Regional centre and continued replacement program for both mobile and handheld radios across the state as required.

INFORMATION SERVICES

Electronic security of computers and information continues to be a high priority, with TFS remaining security breach and virus attack free again this year. The server and network security of our public facing infrastructure was upgraded to keep pace with best practice. Additional systems have been progressively deployed to cope with the increased risk of 'malware' and 'spyware', the ongoing risk of virus infection and the productivity reducing effects of spam.

Difficulty with filling key positions with suitably qualified staff has continued to be a problem, with some positions remaining unfilled for half the year, delaying the implementation of particular initiatives.

The first stage of modifications has commenced with the dispatch system FIRM. These changes will enable processing of fire alarms over the Internet protocol.

Planning is well advanced for the implementation in the next financial year of the following infrastructure: new network infrastructure replacing outdated and problematic equipment, Storage Area Network and blade technology to replace server based storage which has not kept pace with the growth of unstructured data, the virtualisation of servers which will save on recurring server costs and improve business continuity, a new multi-tiered backup and recovery solution to improve business continuity and incorporate file and email archiving to actively manage unstructured data, a number of replacement servers that have reached end of life and new versions of *Exchange*, *Active Directory*, *SQL server*, *RightFax* and *SharePoint*; and a new version of triple zero caller line identification software to allow for changed information delivery from X25 to the Internet protocol.

PLANNED OUTCOMES / ACHIEVEMENTS 2007/08

- Review and update planned annual maintenance programs for TFS buildings
- Implement a business continuity plan
- Further develop a risk management framework and register
- Update and implement five year capital rolling build programs for fire appliances
- Continue to develop intranet and internet services.





Financial Report 2006/07

STATE FIRE COMMISSION FINANCIAL STATEMENTS 2006/07

The accompanying financial statements, including notes to accounts, are provided to disclose activities funded both within and outside the Public Account. These statements have been prepared on accrual basis in accordance with the *Fire Service Act 1979*.

CERTIFICATION OF FINANCIAL STATEMENTS 32

FINANCIAL STATEMENTS

INCOME STATEMENT	35
STATEMENT OF RECOGNISED INCOME AND EXPENSE	35
BALANCE SHEET	36
CASH FLOW STATEMENT	37
NOTES TO AND FORMING PART OF THE ACCOUNTS	38

CERTIFICATION OF FINANCIAL STATEMENTS

The accompanying financial statements of the State Fire Commission have been prepared in compliance with the provisions of the *Fire Service Act 1979* from proper accounts and records.

In the opinion of the Commissioners of the State Fire Commission:

- the financial statements are drawn up so as to give a true and fair view of the results and cash flows for the period 1 July 2006 to 30 June 2007 and the statement of affairs at 30 June 2007 of the State Fire Commission
- the accounts have been prepared in accordance with the provisions of the *Fire Service Act 1979*, and
- at the date of this statement, there are reasonable grounds to believe that the Commission will be able to pay its debts as and when they fall due.

At the date of signing we are not aware of any circumstances which would render the particulars in the financial statements misleading or inaccurate.

J B Gledhill BSc FIFireE AFSM

CHIEF OFFICER

J S Hyland

COMMISSION MEMBER

2 October 2007



INDEPENDENT AUDIT REPORT

To the Members of the Parliament of Tasmania

STATE FIRE COMMISSION

Financial Report for the Year Ended 30 June 2007

Matters Relating to the Electronic Presentation of the Audited Financial Statements

This audit report relates to the financial statements published in both the annual report and on the website of the State Fire Commission (the Commission) for the year ended 30 June 2007. The Members of the commission are responsible for the integrity of both the annual report and the website.

The audit report refers only to the financial statements and notes named below. It does not provide an opinion on any other information which may have been hyperlinked to/from the audited financial statements.

If users of this report are concerned with the inherent risks arising from electronic data communications they are advised to refer to the hard copy of the audited financial statements in the Commission's annual report.

Report on the Financial Statements

The financial report comprises the balance sheet as at 30 June 2007, income statement, statement of recognised income and expense, cash flow statement for the year ended on that date, a statement of accounting policies, accompanying notes to the financial statements, and the certification by Members of the Commission for the year ended 30 June 2007

Responsibility of the Members for the Financial Statements

Members of the Commission are responsible for the presentation and true and fair presentation of the financial report in accordance with Section 107D of the *Fire Service Act 1979*. This responsibility includes establishing and maintaining internal controls relevant to the presentation and fair presentation of the financial statements that are free from material misstatement, whether due to fraud or error: selecting and applying appropriate accounting policies: and making accounting estimates that are reasonable in the circumstances.



Financial Report 2006/07

Auditor's Responsibility

My responsibility is to express an opinion on the financial statements built upon my audit. My audit is conducted in accordance with Australian Auditing Standards. These Auditing Standards require that I comply with relevant ethical requirements relating to audit engagements and plan and perform the audit to obtain reasonable assurance as to whether the financial statements are free of material misstatement.

An audit involves preformation procedures to obtain audit evidence about the amounts and disclosures in the financial statements. The procedures selected depend on the auditor's judgement, including the assessment of risks of material misstatement of the financial statements, whether due to fraud or error. In making those risk assessments, the auditor considers internal control relevant to the Commission's preparation and fair preparation of the financial statements in order to design audit procedures that are appropriate to the circumstances, but not for the purpose of expressing an opinion on the effectiveness of the Commission's internal control. An audit also includes evaluating the appropriateness of accounting policies used and the reasonableness of accounting estimates made by those charged with governance, as well as evaluating the overall presentation of the financial statements.

I believe that the audit evidence I have obtained is sufficient and appropriate to provide a basis for my audit opinion.

Independence

In conducting my audit, I have met applicable independence requirements of Australian professional ethical pronouncements.

Audit Opinion

In my opinion the statements of the State Fire Commission

- a) Presents fairly the financial position of the State Fire Commission as at the 30 June 2007, and the results of its operation and its cash flows for the year ended: and
- b) Is in accordance with the *Fire Service Act 1979* and applicable Accounting Standards (including Australian Accounting Interpretations).

TASMANIAN AUDIT OFFICE

E R De Santi
DEPUTY AUDITOR-GENERAL

Delegate of the Auditor-General

HOBART
3 October 2007

INCOME STATEMENT FOR THE YEAR ENDED 30 JUNE 2007

	Note	2007 \$'000	2006 \$'000
Income			
Fire Service Contribution	1(q)	24,617	21,882
Insurance Fire Levy	1(p)	12,942	14,486
State Government Contribution	11	6,932	3,538
Motor Vehicle Fire Levy	1(r)	5,403	5,023
Fire Prevention Charges	12	4,406	4,413
Sundry Income	13	1,712	1,136
Commonwealth Government Contribution	1(s), 11	500	889
Total Income		56,512	51,367
Expenses			
Employee Related Expenses	1(j),(k), 14	34,938	31,398
Public Relations, Subscriptions and Consultants	15	1,147	798
Learning and Development		650	581
Operations Expenses	16	8,898	5,088
Protective Clothing and Uniforms	17	766	668
Depreciation	7	4,632	4,374
Financial and Other Expenses	18	3,213	3,225
Insurance		822	622
Borrowing Costs	19	396	332
Repairs and Maintenance	20	1,441	1,418
Minor Equipment	21	764	751
Total Expenses		57,668	49,253
Net Surplus/(Deficit)	1(s), 22	(1,156)	2,114

STATEMENT OF RECOGNISED INCOME AND EXPENSE FOR THE YEAR ENDED 30 JUNE 2007

	Note	2007 \$'000	2006 \$'000
Income and Expenses Recognised Directly in Equity			
Gain/(Loss) on movement in SFC Super Scheme obligation	9, 22	4,022	7,537
Increase/(Decrease) in Asset Revaluation Reserve	23	373	2,033
Net Income Recognised Directly in Equity		4,394	9,569
Net Surplus/(Deficit) for the Year	1(s), 22	(1,156)	2,114
Total Recognised Income/(Expense) for the Year	24	3,238	11,683

The financial statements are to be read in conjunction with the accompanying notes to the accounts.



Financial Report 2006/07

BALANCE SHEET AS AT 30 JUNE 2007

	Note	2007 \$'000	2006 \$'000
Current Assets			
Cash and Cash Equivalents	1(n),2,10,27(a)	912	2,115
Receivables	1(e),3,10	1,020	891
Inventories	1(d)	1,310	1,143
Assets Held for Sale	5, 7	-	99
Other Current Assets	4	2,021	2,057
Total Current Assets		5,263	6,305
Non-Current Assets			
Work in Progress	1(f)	3,654	3,454
Property, Plant and Equipment	1(g),(h),(i),(s), 7	76,504	75,300
SFC Superannuation Fund Net Asset	1(k), 9	5,050	1,029
Total Non-Current Assets		85,208	79,783
Total Assets		90,472	86,088
Current Liabilities			
Payables	1(o), 8,10	2,645	2,643
Provision for Employee Related Expenses	1(j), 9	8,165	7,236
Interest Bearing Liabilities	1(m), 10	1,368	1,830
Total Current Liabilities		12,178	11,709
Non-Current Liabilities			
Provision for Employee Related Expenses	1(j), 9	1,448	1,233
Interest Bearing Liabilities	1(m), 10	3,330	2,868
Total Non-Current Liabilities		4,778	4,101
Total Liabilities		16,956	15,810
Net Assets		73,515	70,278
Equity			
Retained Operating Surpluses	1(s), 22	69,486	66,621
Reserves	23	4,029	3,657
Total Equity	24	73,515	70,278

The financial statements are to be read in conjunction with the accompanying notes to the accounts.

CASH FLOW STATEMENT FOR THE YEAR ENDED 30 JUNE 2007

	Note	2007 \$'000	2006 \$'000
Cash Flows from Operating Activities			
Cash Receipts from Operating Activities		55,230	50,320
Cash Payments from Operating Activities		(50,194)	(43,473)
Interest Paid		(396)	(332)
Interest Received		48	45
Net Cash provided by Operating Activities	27(b)	4,688	6,560
Cash Flows from Investing Activities			
Proceeds from Sale of Equipment		712	680
Payments for Property, Plant and Equipment		(6,604)	(5,639)
Net Cash used in Investing Activities		(5,892)	(4,959)
Cash Flows from Financing Activities			
Repayment of loan		(1,830)	(2,868)
Proceeds from loan		1,830	2,868
Net Cash used in Financing Activities		-	-
Net Increase/(Decrease) in Cash and Cash Equivalents		(1,203)	1,601
Cash and Cash Equivalents at the Beginning of the Financial Period		2,115	514
Cash and Cash Equivalents at the End of the Financial Period	27(a)	912	2,115

The financial statements are to be read in conjunction with the accompanying notes to the accounts.



Financial Report 2006/07

NOTES TO THE FINANCIAL STATEMENTS

FOR THE YEAR ENDED 30 JUNE 2007

1. Statement of Accounting Policies

(a) Business Details of the State Fire Commission

The State Fire Commission (the Commission) is a Statutory Corporation created under Section 7 of the *Fire Service Act 1979* (the Act) of Tasmania, Australia. The Tasmania Fire Service was created under Section 6 of the Act and is under the control of the Commission.

The role of the Commission is to protect life, property and the environment from the impact of fire and other emergencies. It delivers all of its services through its operational arm, the Tasmania Fire Service, which also operates under the business names of TasFire Equipment and TasFire Training. Its principal activities are emergency response (fire, vehicle accidents, biological and chemical hazards, etc.), preventative fire safety through community education and training, sales and servicing of fire protection equipment and administration of the *General Fire Regulations* including such activities as approving building plans in relation to fire safety and issuing various permits.

The Australian Business Number for the Commission and its operating entities is 68 039 681 690. The Head Office of the Commission is on the Corner of Melville and Argyle Streets, Hobart, Tasmania.

At 30 June the Commission had 462.3 employees (full time equivalents). Last year it had 436.7 employees.

(b) Basis of Financial Statements

The financial report is a general purpose financial report which has been prepared in accordance with Australian Accounting Standards, Urgent Issues Group Interpretations, and other authoritative pronouncements of the Australian Accounting Standards Board. It has been prepared on the basis of historical costs except for the revaluation of land and buildings, and does not take into account changing money values. Accounting policies used are consistent with those of the prior year unless otherwise stated.

Australian Accounting Standards include Australian Equivalents to International Financial Reporting Standards (AEIFRS). Compliance with AEIFRS may not result in compliance with International Financial Reporting Standards (IFRS), as AEIFRS includes requirements and options available to not-for-profit organisations that are inconsistent with IFRS. The Commission is considered to be not-for-profit and has adopted some accounting policies under AEIFRS that do not comply with IFRS.

(c) System of Accounting

The accompanying financial statements are prepared in accordance with the accrual basis of accounting that brings to account known assets and liabilities at balance date. All

amounts shown in the financial statements are in thousands of dollars unless otherwise stated. The system of accounting complies with the requirements of the *Fire Service Act 1979*.

(d) Inventories

Consumable stores are expensed at the time of purchase. Stock on hand is valued at average cost.

(e) Receivables

Trade receivables are carried at amounts due. The collectability of debts is assessed at year-end and a specific provision is made for any doubtful accounts. The carrying amount of trade receivables approximates net fair value.

(f) Work in Progress

Capital Work in Progress is valued at the cost of material, labour and labour oncosts for work to date.

(g) Plant, Property and Equipment

Asset Revaluation

On revaluation, the Provision for Depreciation accounts are transferred to the related asset accounts. The assets are then depreciated over their estimated remaining useful lives using their revalued amount as the base.

When a class of assets is revalued upwards, that part of the revaluation increment that reverses previously expensed revaluation decrements for that class of assets is treated as revenue, and any excess is credited to the Asset Revaluation Reserve.

When a class of assets is revalued downwards, that part of the revaluation decrement that reverses a credit balance in the Asset Revaluation Reserve relating to that class of assets is debited to the Reserve, and any excess decrement is expensed.

Land and Buildings

Freehold land and buildings are valued at fair value. Cost is considered to be the best measure of fair value for recently purchased property. Where available, in years subsequent to acquisition, the Valuer-General's valuation or a commercial valuation is used. The Valuer-General progressively revalues land and buildings in a systematic manner, which is both independent and consistent.

During the year ended 30 June 2007, Land was revalued upwards by \$145,537 and Buildings were revalued upwards by \$226,999. These revaluation increments were credited to the Asset Revaluation Reserve.

Fire Appliances, Passenger Vehicles and Plant and Equipment

Internal expenses incurred in the fabrication of Fire Appliances and the construction of Radio and Communications Equipment are capitalised.

Passenger vehicles are valued at cost.

Plant and Equipment is at cost and is comprised of Fire Fighting Equipment, Workshop and Other Equipment, Radio and Communications Equipment, Office Furniture and Equipment and Computer Equipment.

Items of Plant and Equipment with a purchase price of less than \$2,000 are expensed at the time of purchase. Items of Plant and Equipment with a cost of \$2,000 or more are shown at cost less depreciation and are written off over their expected useful life to the Commission on a straight line basis. Equipment is not depreciated until full operational status is attained.

Costs incurred in relation to plant and equipment subsequent to initial acquisitions are capitalised when it is probable that future economic benefits, in excess of the originally assessed performance of the assets will flow to the Commission in future years. Where these costs represent separate components they are accounted for as separate assets and are separately depreciated over their useful lives.

Provision for Depreciation

Items of Property, Plant and Equipment, including buildings, are depreciated over their estimated useful lives.

Assets are depreciated from the date of acquisition or, in respect of internally constructed assets, from the time an asset is completed and held ready for use. All items are depreciated using the straight line method of depreciation at the following range of rates:

Asset Class	Range of Rates
Buildings	1% to 3.3%
Motor Vehicles	4% to 20%
Fire Appliances	4% to 5%
Plant and Equipment	6.6% to 33.3%

(h) Impaired Assets

Assets are reviewed at balance date for impairment using a range of impairment indicators. Where an asset is deemed to be impaired, its recoverable amount is estimated, and if materially lower than its carrying amount, the carrying amount is reduced to its recoverable amount. Any resulting impairment loss (or gain) is recognised in the Income Statement in *Financial and Other Expenses (or Sundry Revenue)* unless the asset has previously been revalued upwards, in which case it is recognised as a reversal up to the amount of the previous revaluation and any excess is recognised through profit or loss.

(i) Assets Held for Sale

In accordance with *AASB 5 Non-current Assets held for Sale and Discontinued Operations*, Non-Current Assets are reclassified as held for sale if their carrying amount will be recovered principally through a sale transaction rather than through continuing use. They are stated at the lower of carrying value and fair (net recoverable) value less disposal costs. Provision for Depreciation accounts are transferred to the related asset accounts and the assets are then revalued to their estimated net recoverable value with any resulting impairment gains or losses disclosed in the Income Statement. Non-Current Assets held for resale are transferred to Current Assets and are not depreciated.

(j) Provision for Employee Related Expenses

No cash reserve has been set aside to meet commitments from the Provision for Employee Related Expenses and commitments will be met as they fall due. The Provision is comprised of Provisions for Long Service Leave, Annual Leave, Superannuation and Payroll Tax.

Provision for Long Service Leave is made for all employees. The liability is the sum of the existing entitlements and an estimate of future entitlements expected to arise from service completed at 30 June.

In determining the liability for expected future entitlements, consideration has been given to known future increases in wage and salary rates, and experiences with staff separations. Estimated future accrued leave has been discounted using the rates applied to national government securities at balance date, which best match the terms of maturity of the related liabilities.

The current provision is the sum of the present entitlements to leave (i.e. the liability relating to employees with 10 or more years' service) and the balance of the provision is treated as the non-current provision.

The Provision for Annual Leave represents employee entitlements due and accrued as at 30 June. The provision has been calculated using the remuneration rates the Commission expects to pay when the obligations are settled.

Superannuation and Payroll Tax Provisions are calculated by applying the appropriate superannuation and payroll tax rates to the liabilities calculated for Long Service Leave and Annual Leave.

Sick Leave. The Commission does not provide for sick leave. All of the Commission's sick leave is non-vesting, and it is thus inappropriate to make provision for future sick leave.

(k) Superannuation

The Commission up until 30 April 2006, by virtue of the *State Fire Commission Superannuation Scheme Act 1994*, operated the State Fire Commission Superannuation Scheme for employees of the State Fire Commission classified under the *Tasmanian Fire Fighting Industry Employees Award*. This scheme was closed to new members on 30 June 2005. Effective 1 May 2006 the *State Fire Commission Superannuation Scheme Act 1994* was repealed by the *Retirement Benefits (State Fire Commission Superannuation Scheme) Act 2005*. The Scheme is now administered by the Retirement Benefits Fund Board and the defined benefits component of the Scheme is now a subfund of the Retirement Benefits Fund. The accumulation benefits component was transferred to the Tasmanian Accumulation Scheme and forms part of the Retirement Benefits Fund. The Commission remains responsible for ensuring adequate funding of the defined benefits component of the Scheme. The Commission's net obligation in relation to the Scheme is recorded in the SFC Superannuation Fund Net Liability if it is a liability or in SFC Superannuation Fund Net Asset if it is an asset and net movement in the obligation is recorded in the Statement of Recognised Income and Expense. Actuarial gains and losses in relation to this fund are recognised in the year they are incurred. (Note 9)

The Commission also makes employer superannuation contributions based as a minimum on the Commonwealth's Superannuation Guarantee rate for State Award employees. These employees may elect to have their contributions forwarded to any complying superannuation scheme.

Prior to 1 July 1986 the State Fire Commission maintained its own fully funded superannuation scheme for Commission employees who contributed to the Retirement Benefits Fund. As at 30 June 1986 the provision had accumulated to \$2,447,447 and this amount was recorded in the Commission's accounts. As at 1 July 1986 accounting for Retirement Benefits Fund Superannuation entitlements was transferred to the State Treasury. A payment representing the provision as at 30 June 1986 of \$2,447,447 was made to the State Treasury on the



Financial Report 2006/07

condition that the Government would fund the existing and future superannuation liability of Commission employees.

(l) Investments

The Commission conducts its investment and loan programs with the Tasmanian Public Finance Corporation (Tascorp) and private investment managers.

Investments are carried at fair (face) value. Interest revenue is accrued at the market or contractual rate.

(m) Interest Bearing Liabilities

Loans and bank overdrafts are carried at fair (face) value. Where appropriate, interest expense is accrued at the contractual rate and included in Accrued Expenses.

(n) Cash and Short Term Deposits

All cash transactions are recorded through the Commission's bank account.

Cash and short-term deposits are carried at fair (face) value. Interest revenue is accrued at the market or contractual rate.

(o) Payables, Accrued Expenses and Commitments.

Liabilities are recognised for amounts to be paid for goods and services received, whether or not billed to the Commission. Payables, accrued expenses and commitments are carried at fair value.

(p) Insurance Fire Levy

Contributions are received from insurance companies in respect of premium income on certain prescribed classes of insurance where the risks insured are situated in Tasmania. Contributions are received monthly with an approved lodgement return. The current insurance fire levy is 2% on marine cargo insurance,

14% on aviation hull insurance, and 28% on other classes of insurance. The first two rates were established in November 1986 and the last was increased from 14% in October 1990.

(q) Fire Service Contribution

Contributions are received from Local Councils through a fire service contribution raised on properties. A minimum contribution was initially implemented in 1991 to provide additional funds to re-equip volunteer brigades. The minimum contribution was \$30 for the year ended 30 June 2007 and this was increased from \$29 in 2005.

(r) Motor Vehicle Fire Levy

The State Fire Commission receives income raised through a fire levy applied to all registered vehicles. This is collected by the Registrar of Motor Vehicles via the vehicle registration fee and forwarded to the State Fire Commission. The current fire levy raised through vehicle registration is \$14 per vehicle and this was last increased from \$13 in July 2006.

(s) Commonwealth Grant - Urban Search and Rescue

Urban Search and Rescue assets to the value of \$552,995 were received from the Commonwealth under the Urban Search and Rescue Capability Development Project Grants scheme during the 2005-06 financial year. These assets were not recorded in the Commission's 2005/06 Financial Statements.

In accordance with *AASB108 Accounting Policies, Changes in Accounting Estimates and Errors*, the Commission is required to correct material prior period errors retrospectively in the first financial report authorised for issue after the discovery by restating the comparative amounts for the prior period in which the error occurred. The impact of the correction is as follows:

	Previously Reported 2006 \$'000	Impact of Restatement \$'000	Restated Numbers 2006 \$'000
Income Statement			
Commonwealth Government Contribution	336	553	889
Total Revenue	50,814	553	51,367
Net Operating Surplus	1,561	553	2,114
Statement of Recognised Income and Expense			
Total Recognised Income/(Expense) for the Year	11,130	553	11,683
Balance Sheet			
Property, Plant & Equipment	74,746	553	75,300
Total Assets	85,534	553	86,088
Net Assets	69,724	553	70,278
Retained Operating Surpluses	66,068	553	66,621
Total Equity	69,724	553	70,278

NOTES TO THE FINANCIAL STATEMENTS FOR THE YEAR ENDED 30 JUNE 2007

	2007 \$'000	2006 \$'000
2. Cash and Cash Equivalents		
Cash on Hand	8	9
Cash at Bank	903	2,106
Total	912	2,115
3. Receivables		
Trade Debtors	1,030	901
Less Provision for Doubtful Debts	(10)	(10)
Total	1,020	891
4. Other Current Assets		
Accrued Revenue	1,286	1,304
Prepayments	736	754
Total	2,021	2,057
5. Assets Held for Sale		
Fire Appliances	-	91
	-	8
Total	-	99
The assets held for sale were sold in accordance with the Commission's policy in relation to the useful life of assets. It is expected that assets held for sale will be sold within twelve months. Motor vehicles and Fire Appliances are disposed of at auction or other public sale.		
6. Capital Commitments		
Capital Work in Progress excludes certain commitments for outstanding purchase orders and unperformed work under existing contracts.		
Capital expenditure contracted but not provided in the accounts, and payable within one year	167	525
Total	167	525
7. Property, Plant and Equipment		
Land		
At Fair Value at 30 June	8,213	7,997
Total	8,213	7,997
Buildings		
At Fair Value at 30 June	37,670	36,678
Accumulated Depreciation	(3,601)	(2,886)
Written Down Value	34,069	33,792
Motor Vehicles		
At Cost	5,284	5,528
Accumulated Depreciation	(2,193)	(4,093)
Provision for Impairment Gains/(Losses)	-	70
Transferred to Assets Held for Sale	-	(91)
Written Down Value	3,091	1,415
Fire Appliances		
At Cost	45,834	42,637
Accumulated Depreciation	(19,616)	(15,940)
Provision for Impairment Gains/(Losses)	-	5
Transferred to Assets Held for Sale	-	(8)
Written Down Value	26,219	26,694
Plant and Equipment		
At Cost	20,595	20,140
Accumulated Depreciation	(15,683)	(14,738)
Written Down Value	4,912	5,402
Total Property, Plant and Equipment		
Total Gross Value	117,596	112,981
Accumulated Depreciation	(41,093)	(37,657)
Provision for Impairment Gains/(Losses)	-	74
Transferred to Assets Held for Sale	-	(99)
Written Down Value	76,504	75,300



Financial Report 2006/07

NOTES TO THE FINANCIAL STATEMENTS FOR THE YEAR ENDED 30 JUNE 2007

7. Property, Plant and Equipment (Continued)

Reconciliation of Property, Plant and Equipment as at 30 June 2007

	Land \$'000	Buildings \$'000	Motor Vehicles \$'000	Fire Appliances \$'000	Plant and Equipment \$'000	Total \$'000
Carrying Amount 30 June 06	7,997	33,792	1,415	26,694	5,402	75,300
Transfer between Asset Classes	-	-	1,937	(1,937)	-	-
Additions	70	879	1,076	3,329	879	6,234
Revaluations	146	227	-	-	-	373
Depreciation Expense	-	(781)	(690)	(1,793)	(1,367)	(4,632)
Disposals	-	(48)	(647)	(74)	(2)	(771)
Carrying Amount 30 June 07	8,213	34,069	3,091	26,219	4,912	76,504

Reconciliation of Property, Plant and Equipment as at 30 June 2006

	Land \$'000	Buildings \$'000	Motor Vehicles \$'000	Fire Appliances \$'000	Plant and Equipment \$'000	Total \$'000
Carrying Amount 30 June 05	6,671	32,227	1,396	24,887	5,711	70,892
Additions	-	1,777	1,614	3,168	1,088	7,648
Revaluations	1,326	767	-	-	-	2,093
Depreciation Expense	-	(676)	(1,011)	(1,289)	(1,398)	(4,374)
Impairment Gains/(Losses)	-	-	70	5	-	74
Transfer to Assets Held for Sale	-	-	(91)	(8)	-	(99)
Disposals	-	(302)	(563)	(69)	-	(935)
Carrying Amount 30 June 06	7,997	33,792	1,415	26,694	5,402	75,300

8. Payables

	2007 \$'000	2006 \$'000
Accrued Expenses	451	307
Trade Creditors	2,141	2,040
Capital Works Payables	53	297
Total	2,645	2,643

9. Provision for Employee Related Expenses

Current Provisions

	2007 \$'000	2006 \$'000
Provision for Long Service Leave	4,169	3,871
Provision for Annual Leave	2,615	2,135
Provision for Superannuation ¹	912	812
Provision for Payroll Tax ¹	469	417
Total	8,165	7,236

Non-Current Provisions

	2007 \$'000	2006 \$'000
Provision for Long Service Leave	1,205	1,026
Provision for Superannuation ¹	160	136
Provision for Payroll Tax ¹	83	71
Total	1,448	1,233

¹ Provisions for Superannuation and Payroll Tax represent superannuation and payroll tax payable in relation to the Provisions for Long Service Leave and Annual Leave.

NOTES TO THE FINANCIAL STATEMENTS FOR THE YEAR ENDED 30 JUNE 2007

9. Provision for Employee Related Expenses (continued)

The following information relates to the State Fire Commission Superannuation Scheme net liability. It only relates to the defined benefits parts of the scheme and excludes any other liabilities or assets in relation to the scheme. The scheme is managed by the Retirement Benefits Fund.

	2007	2006
Number of defined benefit members at 30 June	303	313
	\$'000	\$'000
Total Annual Salaries ¹	\$18,229	\$16,684
Total Accumulation Accounts	(\$738)	(\$354)

¹ Estimate of total salaries used in 2006 calculations. Actual was \$18,002,833.

Assumptions

The following actuarial assumptions have been used in calculating the assets and liabilities associated with the State Fire Commission Superannuation Fund.

	2007	2006
Discount rate p.a.		
Gross of Tax	6.25%	5.80%
Net of Tax	5.30%	4.95%
Salary increases p.a.		
2006/07 and after	4.5%	4.0%
Crediting interest rate	Equal to discount rate	Equal to discount rate
Return on investments p.a.	7.5%	7.5%
Tax on investment income (adjustment to discount rate)	15%	15%
Tax on employer contributions	15%	15%
Member movements	As per actuarial review at 30 June 2003	As per actuarial review at 30 June 2003
Assets and Liabilities Recognised	2,007 \$'000	2,006 \$'000
Present value of defined benefit obligation at end of year	(59,126)	(55,435)
Fair value of plan assets at end of year	64,176	56,464
Net Asset/(Liability) Recognised	5,050	1,029
Income/Expense Recognised		
Current service cost	848	889
Interest cost	2,630	2,326
Expected return on plan assets ²	(4,233)	(3,456)
Net Actuarial (gains)/losses	(1,204)	(5,338)
Net (Income)/Expense Recognised	(1,959)	(5,579)

² The expected return on plan assets is determined by weighting the expected long term return for each asset class by the expected long term allocation of assets to each asset class. Returns are net of investment tax and investment fees.



Financial Report 2006/07

NOTES TO THE FINANCIAL STATEMENTS FOR THE YEAR ENDED 30 JUNE 2007

9. Provision for Employee Related Expenses (continued)

	2007 \$'000	2006 \$'000
Reconciliation of Income/Expense Recognised		
Gain/(Loss) on movement in SFC Super Scheme obligation (Disclosed in Statement of Recognised Income and Expense)	4,022	7,537
Employer Contributions (Defined Benefit) (Disclosed in Employee Related Expenses)	(2,063)	(1,958)
Net Income/(Expense) Recognised	1,959	5,579
Movement in Recognised Liability/(Asset)		
Superannuation Liability/(Asset) at Beginning of Year	(1,029)	6,508
Recognised in Statement of Recognised Income and Expense	(4,022)	(7,536)
Superannuation Liability/(Asset) at Year-end	(5,050)	(1,029)

Asset allocation

The table below shows the benchmark (target) asset allocation of the Scheme assets as at 30 June 2007.

Strategic Asset Allocation

	Scheme Benchmark 30 June 2007	RBF 30 June 2006
Australian shares	30%	38%
International shares	25%	18%
Property	15%	24%
Alternative Investments	10%	
Fixed Interest (Australian and International)	10%	18%
Cash	10%	2%
Total	100%	100%

	2007 \$'000	2006 \$'000
Reconciliation of the Present Value of the Defined Benefit Obligation		
Present value of defined benefit obligation at start of year	55,435	56,057
Current service cost	847	889
Interest cost	2,630	2,327
Member contributions and transfers from other funds	917	899
Actuarial (gains)/losses	2,328	(1,531)
Benefits and tax paid	(3,031)	(3,206)
Present value of defined benefit obligation at end of year	59,126	55,435

Reconciliation of the Fair Value of Plan Assets

Fair value of plan assets at start of year	56,464	49,550
Expected return on plan assets	4,233	3,456
Actuarial gains/(losses)	3,532	3,807
Employer contributions	2,062	1,958
Member contributions and transfers from other funds	917	899
Benefits and tax paid	(3,031)	(3,206)
Fair value of plan assets at end of year	64,177	56,464

NOTES TO THE FINANCIAL STATEMENTS FOR THE YEAR ENDED 30 JUNE 2007

9. Provision for Employee Related Expenses (continued)

General plan information

The Scheme was closed to new members on 30 June 2005. Members of the Scheme are entitled to receive lump sum benefits on leaving service due to retirement, death, total and permanent disablement and resignation. An actuarial investigation into the Scheme was performed as at 30 June 2003 by David Quinn-Watson BSc(Hons) FIAA for Financial Synergy Actuarial Pty Ltd. The investigation showed the following figures determined in accordance with AAS 25 *Financial Reporting by Superannuation Plans*:

	\$'000
Defined Benefits	\$51,977
Accumulation Benefits	\$574
Total Accrued Benefits	\$52,551

The actuary recommended that the Employer contribute at the following rates:

- 14% of salaries, being 11% of salaries towards the defined benefits and 3% of salaries to an accumulation account in each member's name, in accordance with the relevant award(s), plus
- Additional contributions to improve the financial position of the Scheme.

The funding method used to make the contribution recommendation was the "entry age normal method". The economic assumptions used in the investigation were:

Rate of investment return	7.0% p.a.
Rate of inflationary salary increases	4.0% p.a.

	2007 \$'000	2006 \$'000
Historical information		
Present value of defined benefit obligation at end of year	59,126	55,435
Fair value of plan assets at end of year	(64,177)	(56,464)
(Surplus)/Deficit in plan	(5,050)	(1,029)
Experience adjustments - plan liabilities	(2,977)	713
Experience adjustments - plan assets	3,532	3,807
Actual return on Scheme assets	7,765	7,263

Expected Contributions

The expected contributions to the Scheme for the year ending 30 June 2008 are as follows.

	\$'000
Expected employer contributions	\$2,537
Expected member contributions (including deemed member contributions)	\$906

In-house Assets

The fair value of Scheme assets does not include any of the Employer's financial instruments, property occupied by the Employer or other assets used by the Employer.

Effect of Curtailments and Settlements

No material curtailments or settlements occurred during the year.

A curtailment is an event that significantly reduces the expected years of future service of present employees or reduces the accrual of defined benefits for a significant number of employees for some or all of their future services. A curtailment will occur when there is a significant reduction in the number of employees covered by the plan or where the plan is amended resulting in a reduction of benefits associated with the future service of current employees. Events causing a curtailment may include the termination or suspension of a plan.

A settlement occurs when an entity sponsoring a superannuation plan enters into an irrevocable transaction that eliminates all further legal or constructive obligation for all or a significant part of the benefits provided under the plan. Examples include the purchase of non-participating annuities for members or the payment of a lump sum payment to, or on behalf of, members in exchange for their right to receive benefits specified under the plan.



Financial Report 2006/07

NOTES TO THE FINANCIAL STATEMENTS FOR THE YEAR ENDED 30 JUNE 2007

10. Financial Instruments Disclosures

The Commission's exposure to interest rate risk and the effective weighted average interest rate for classes of financial assets and liabilities for 2006/07 are detailed below:

	Weighted Average Interest Rate \$'000	Non Interest Bearing \$'000	Floating Interest Rate \$'000	Fixed Interest 1 year or less \$'000	Maturing Over 1 year to 5 years \$'000	Total \$'000	Market Value \$'000
Financial Assets							
Cash	6.28%	8	903	-	-	912	912
Receivables		1,020	-	-	-	1,020	1,020
		1,028	903	-	-	1,932	1,932
Financial Liabilities							
Interest Bearing Liabilities	6.54%	-	-	1,368	3,330	4,698	4,673
Payables		2,645	-	-	-	2,645	2,645
		2,645	-	1,368	3,330	7,343	7,318

Comparative figures for 2005-06 are detailed below:

	Weighted Average Interest Rate \$'000	Non Interest Bearing \$'000	Floating Interest Rate \$'000	Fixed Interest 1 year or less \$'000	Maturing Over 1 year to 5 years \$'000	Total \$'000	Market Value \$'000
Financial Assets							
Cash	5.69%	9	2,106	-	-	2,115	2,115
Receivables		891	-	-	-	891	891
		900	2,106	-	-	3,006	3,006
Financial Liabilities							
Interest Bearing Liabilities	6.22%	-	-	1,830	2,868	4,698	4,715
Payables		2,643	-	-	-	2,643	2,643
		2,643	-	1,830	2,868	7,341	7,358

	2007 \$'000	2006 \$'000
Bank Overdraft Facility		
Total Facility (unsecured and subject to an annual review)	2,000	500
Unused Facility	2,000	500
Credit Card Facility		
Total Facility	300	270
Allocated Facility	290	250
Facility Available	10	20

Loans

Since 1986, all loan raising has been arranged through the Tasmanian Public Finance Corporation. All loans are recorded in Australian dollars and are unsecured. The loan amount in current liabilities comprises the portions of the loans payable within one year. The non-current loan balance represents the portion of the loans due later than one year.

Credit Risk Exposures

Credit risk represents the loss that would be recognised if counterparties failed to perform as contracted. The credit risk on the Commission's financial assets excluding investments, has been recognised in the Balance Sheet as the carrying amount, net of any provision for doubtful debts.

NOTES TO THE FINANCIAL STATEMENTS FOR THE YEAR ENDED 30 JUNE 2007

11. Contributions from State and Commonwealth Governments

Under section 101 of the *Fire Service Act 1979* the Treasurer must pay out of monies appropriated by Parliament, such amounts as the Treasurer determines appropriate towards the operating costs of the Commission. The Commonwealth Government pays the Commission an annual contribution towards the operating cost of brigades.

	2007 \$'000	2006 \$'000
Funds provided to the Commission are detailed below:-		
State Government Contributions		
General Contribution	2,810	2,810
Wildfire Fighting Reimbursements	4,122	728
Total	6,932	3,538
Commonwealth Government Contributions		
General Contribution	139	116
Helicopter Hire	150	150
Urban Search and Rescue (Note 1(s))	58	553
Maintenance of Chemical, Biological and Radiation Equipment on loan to the State	-	30
Volunteer Recruitment	-	40
Southern Impact Exercise	81	-
Bushfire Mitigation Programme	72	-
Total	500	889

12. Fire Prevention Charges

Income is earned by the Commission's Service Divisions through the sale, inspection and maintenance of fire safety equipment, training and provision of other fire prevention services throughout the State. Income is recorded when the goods or services are provided. Fire Prevention Charges comprise:-

Sale of Fire Safety Services and Equipment	1,540	1,688
Alarm Rental	699	664
Avoidable False Alarms	111	82
Commercial Training	1,054	1,097
Inspection Fees - TasFire Equipment	844	736
Inspection Fees - Building Safety	159	146
Total	4,406	4,413

13. Sundry Income

Reimbursement by Tasmanian Ambulance Service ¹	177	171
Road Accident Rescue	190	-
Interest Received	49	45
Insurance Recoveries	16	9
Rent	32	26
Wildfire Fighting Reimbursements ²	638	168
Worker's Compensation Refunds	62	10
Gains on Impaired Assets ³	-	74
Building Revaluation Increment	-	60
Other	547	572
Total	1,712	1,136

¹ Contribution for shared facilities and reimbursement for costs incurred in upgrading and maintaining the Tasmanian Ambulance Service radio network and communication centre. (Note 21)

² Reimbursement from Forestry Tasmania and the Parks and Wildlife Service for wildfire fighting.



Financial Report 2006/07

NOTES TO THE FINANCIAL STATEMENTS FOR THE YEAR ENDED 30 JUNE 2007

	2007 \$'000	2006 \$'000
14. Employee Related Expenses		
Salaries, Wages and Allowances	25,190	22,551
Payroll Tax	1,982	1,785
Annual Leave	3,296	2,857
Long Service Leave	1,017	860
Superannuation ¹	3,454	3,344
Total	34,938	31,398
¹ Superannuation Contributions:		
State Fire Commission Superannuation Scheme	2,591	2,565
Retirement Benefits Fund	703	644
Other Funds	38	47
Superannuation related to movement in provisions for Long Service Leave and Annual Leave	122	88
Total Superannuation Expense	3,454	3,344
15. Public Relations, Subscriptions and Consultants		
Advertising	668	333
Functions	37	97
Grants and Donations	35	34
Other	40	24
Professional Fees	120	110
Subscriptions	245	201
Total	1,147	798
16. Operations Expenses		
Communication Expenses	1,281	1,150
Computer Expenses	600	404
Consumables	421	255
Electricity	427	389
Fire Suppression & Control	362	32
Hire of Equipment	38	28
Motor Vehicle Expenses	1,208	1,009
Municipal Rates	337	323
Office Cleaning	127	121
Other	204	149
Printing and Stationery	229	176
Removal Expenses	48	22
Rental of Premises	18	33
Travel Expenses	2,663	948
Wildfire Fighting Equipment Hire	934	49
Total	8,898	5,088
17. Protective Clothing and Uniforms		
Protective Clothing	536	372
Uniforms	231	296
Total	766	668

NOTES TO THE FINANCIAL STATEMENTS FOR THE YEAR ENDED 30 JUNE 2007

	2007 \$'000	2006 \$'000
18. Financial and Other Expenses		
Audit Fees	30	34
Cost of Goods Sold re: Sale of Fire Safety Services and Equipment	804	896
Fringe Benefits Tax	103	90
Local Government Collection Fees	995	863
Loss on Sale of Assets	83	254
Pensioner Rebates (Municipal)	699	640
Pensioner Rebates (Transport)	415	337
Stock Expenses and Write Offs	38	7
Other	45	102
Total	3,213	3,225
19. Borrowing Costs		
Interest on Bank Overdraft	103	50
Interest on Capital Debt	294	282
Total	396	332
20. Repairs and Maintenance		
Communication Expenses	126	66
Computer Equipment	18	21
Fire Fighting Equipment	103	103
Land and Buildings	434	492
Motor Vehicles	717	680
Office Furniture	8	17
Workshop Equipment	35	38
Total	1,441	1,418
21. Minor Equipment		
Communication Expenses	96	162
Computer Equipment	98	28
Fire Fighting Equipment	217	280
Office Furniture and Related Equipment	103	114
Tasmanian Ambulance Service Communications Equipment (Note 13)	78	89
Workshop Equipment	75	66
Other	97	12
Total	764	751
22. Retained Operating Surpluses		
Accumulated Surplus/(Deficit) at the beginning of the year	66,621	56,970
Net Surplus/(Deficit) for year	(1,156)	2,114
Other movements in Retained Operating Surpluses reported in the Statement of Recognised Income and Expense	4,022	7,537
Retained Operating Surpluses at year end	69,486	66,621
23. Reserves		
Asset Revaluation Reserve		
Accumulated Balance at beginning of year	3,657	1,624
(Less)/Add Net Revaluation of Assets	373	2,033
Asset Revaluation Reserve at year end	4,029	3,657



Financial Report 2006/07

NOTES TO THE FINANCIAL STATEMENTS FOR THE YEAR ENDED 30 JUNE 2007

	2007 \$'000	2006 \$'000
24. Reconciliation of Total Equity		
Total Equity at the beginning of the year	70,277	58,594
Total changes in equity reported in the Statement of Recognised Income and Expense	3,238	11,683
Total Equity at year end	73,515	70,277

25. Remuneration of Commissioners

There are seven Commissioners and three of these are State Servants. Commissioners not employed under the Tasmanian State Service Act 2001 are remunerated on an annual basis and superannuation is also paid to these commissioners in accordance with the superannuation guarantee legislation. All Commissioners are reimbursed for reasonable out-of-pocket expenses.

Commissioners were paid the following remuneration:

Annual Remuneration	22	24
Superannuation	1	1
Total Remuneration	23	25

26. Remuneration of Auditors

The Tasmanian Audit Office audits the accounts for the State Fire Commission. The total remuneration to the Tasmanian Audit Office exclusive of GST was \$30,064 in 2007 and \$31,400 in 2006.

27. Notes to the Cash Flow Statement

(a) Reconciliation of Cash and Cash Equivalents

For the purpose of the Cash Flow Statement, cash includes cash on hand and at bank. Cash at the end of the financial year shown in the Cash Flow Statement is reconciled to the related items in the Balance Sheet as follows.

Bank Account	103	378
11am Call Account	800	1,728
On hand	8	9
Cash and Cash Equivalents in the Balance Sheet and Cash Flow Statement	912	2,115

(b) Reconciliation of Net Surplus to Net Cash Provided by Operating Activities

Net Surplus	(1,156)	2,114
--------------------	----------------	--------------

Add (Less) Non-Cash Items:

Depreciation	4,632	4,374
Asset Revaluation treated as revenue	-	(60)
Asset Impairment Gain	-	(74)
Receipt of Assets from Commonwealth (Note 1(s))	-	(553)
(Profit)/Loss on disposal of assets	83	254
Net cash used in operating activities before change in assets and liabilities	3,559	6,055

Changes in Assets and Liabilities during the financial period

(Increase)/Decrease in receivables	(129)	318
(Increase)/Decrease in accrued revenue	18	197
(Increase)/Decrease in inventory	(168)	(121)
(Increase)/Decrease in prepayments	18	(104)
Increase/(Decrease) in payables/accruals	245	(284)
Increase/(Decrease) in provisions	1,145	499
Net Cash from Operating activities	4,688	6,560

Glossary

AFAC	Australasian Fire Authorities Council
CBR	Chemical Biological Radiological
CFA	Country Fire Authority
CRC	Cooperative Research Centre
DOTARS	Department of Transport and Regional Services
FDI	Fire Danger Index
FireComm	TFS call receipt and dispatch centre
FIRM	Fire Incident Response Management
ICEMEX	Investigation & Consequence Management Exercise
ICS	Incident Control System
IMT	Incident Management Team
JFLIP	Juvenile Fire Lighter Intervention Program
MFB	Metropolitan Fire Brigade
MVA	Motor Vehicle Accident
NAFC	National Aerial Firefighting Centre
RAR	Road Accident Rescue
SDI	Soil Dryness Index
SES	State Emergency Service
SFC	State Fire Commission
SRRC	State Road Rescue Committee
TAS	Tasmanian Ambulance Service
TFBCA	Tasmanian Fire Brigades Competitions Association
TFS	Tasmania Fire Service
UFU	United Firefighters Union
USAR	Urban Search and Rescue

STATISTICAL INFORMATION

The data used for reporting operational activities was derived from TFS incident reporting system which conforms to Australian Standard 2577 - Australian Incident Reporting System. All TFS brigades contribute data to the reporting system. Incident reports are compiled from observations made at the scene by responding officers and fire investigators. Of the 11,731 incidents attended by TFS, 97.35% had incident reports completed by brigades. All graphs and tables are based on completed incident reports.



STATE FIRE MANAGEMENT COUNCIL

The State Fire Management Council is established under Section 14 of the Fire Service Act 1979. The Council's primary role is to develop a State Vegetation Fire Management Policy to be used as the basis for all fire management planning. The Council comprises:

Chairperson nominated by the Minister (Stephen Geard)

Chief Officer of the Tasmania Fire Service (John Gledhill)

Chief Executive Officer of the Forestry Corporation (Evan Rolley)

General Manager of National Parks and Wildlife (Peter Mooney)

Nominee of the Chief Officer, Tasmania Fire Service (Mike Brown)

Nominee of the Chief Executive Officer of the Forestry Corporation (Tony Blanks)

Nominee of the Director of National Parks and Wildlife (Adrian Pyrke)

Nominee of the Tasmanian Farmers and Graziers Association (Andrew Fisher)

Nominee of the Forest Industries Association of Tasmania (Greg Hickey)

Nominee of the Local Government Association of Tasmania (Rod Sweetnam).

2006-2007 Chairperson's Annual Report

As Chairman of the State Fire Management Council I am pleased to report on the activities of the Council, which met four times in the year ended 30 June 2007.

The Council continues to have discussions with the Forest Practices Authority with regard to clarifying the impact of recent changes to the Forest Practices Regulations 2007 on fire management practices.

The Council has also sought and obtained a briefing from Pacific National regarding fire management on land adjoining the state's railways.

The advice of the Council continues to be sought on matters relating to air quality and fire management and on the matter of 'mosaic burning' as a fuel reduction technique as proposed by local government.

S D Geard, Chairman

12 September 2007

COMPLIANCE AND CERTIFICATION – SUPERANNUATION

Superannuation Declaration

I, John Brian Gledhill, Chief Fire Officer, State Fire Commission, hereby certify that the State Fire Commission has met its obligations under the *Superannuation Guarantee (Administration) Act 1992* of the Commonwealth in respect of any employee who is a member of a complying superannuation scheme to which the State Fire Commission contributes.

J B Gledhill BSc FIFire E AFSM

CHIEF OFFICER

21 September 2007

J S Hyland

COMMISSION MEMBER

Will you survive a bushfire?



An essential guide on DVD to preparing yourself and your property for bushfires.



Every year, bushfires threaten lives and property in Tasmania.

The Tasmania Fire Service has produced an instructional guide on DVD explaining how to protect you and your home, and the steps to take when faced by a bushfire.

The free DVD, *Bushfire Prepare to Survive*, is available from the Tasmania Fire Service: free call **1800 000 699** or visit www.fire.tas.gov.au
Also on loan from the State Library service.

Prepare your property for bushfire – it may save more than just your home.



Proud Sponsor



A Tasmania Fire Service Initiative & Authorised by the Tasmanian Government



HEAD OFFICE OF THE STATE FIRE COMMISSION
ABN 68 039 681 690

Corner Argyle & Melville Streets
Hobart
Postal Address
GPO Box 1526
HOBART TAS 7001
T: 1800 000 699
F: 03 6234 6647
E: fire@firetas.gov.au
W: www.fire.tas.gov.au